

**General Information**

**Service Consumption**

11,992 Annual Unlinked Trips (UPT)

**Service Supplied**

178,634 Annual Vehicle Revenue Miles (VRM)  
 7,275 Annual Vehicle Revenue Hours (VRH)

**Summary of Operating Expenses (OE)**

\$389,234 Total Operating Expenses

**Database Information**

NTDID: 4R02-41148  
 Reporter Type: Rural General Public Transit  
 Asset Type: Tier II  
 Sponsor NTDID: 4R02

**Assets**

Revenue Vehicles 14  
 Service Vehicles -  
 Facilities -

**Financial Information**

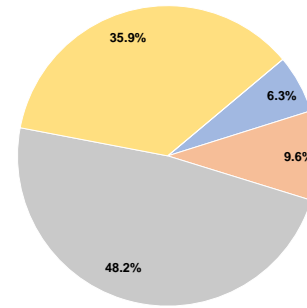
**Sources of Operating Funds Expended**

Fare Revenues	\$24,500	6.3%
Local Funds	\$37,717	9.6%
State Funds	\$188,930	48.2%
Federal Assistance	\$140,571	35.9%
Other Funds	\$0	0.0%
<b>Total Operating Funds Expended</b>	<b>\$391,718</b>	<b>100.0%</b>

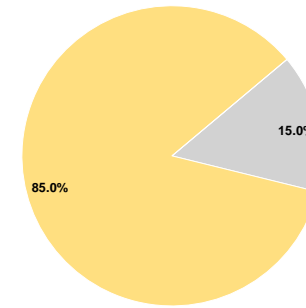
**Sources of Capital Funds Expended**

Fare Revenues	\$0	0.0%
Local Funds	\$0	0.0%
State Funds	\$22,061	15.0%
Federal Assistance	\$125,409	85.0%
Other Funds	\$0	0.0%
<b>Total Capital Funds Expended</b>	<b>\$147,470</b>	<b>100.0%</b>

**Operating Funding Sources**



**Capital Funding Sources**



**Performance Measure Targets - 2021**

Performance Measure - Asset Type - Target % not in State of Good Repair  
 Equipment - Automobiles - 75%  
 Equipment - Trucks and other Rubber Tire Vehicles - 8%  
 Facility - Administrative / Maintenance Facilities - 6%  
 Rolling Stock - AO - Automobile - 28%  
 Rolling Stock - BU - Bus - 16%  
 Rolling Stock - CU - Cutaway - 14%  
 Rolling Stock - MV - Minivan - 27%  
 Rolling Stock - SB - School Bus - 75%  
 Rolling Stock - SV - Sports Utility Vehicle - 18%  
 Rolling Stock - VN - Van - 48%

**Modal Characteristics**

**Operation Characteristics**

**Vehicles Operated at Maximum Service**

Mode	Directly Operated	Purchased Transportation	Operating Expenses	Fare Revenues	Uses of Capital Funds	Annual Unlinked Trips	Annual Vehicle Revenue Miles	Annual Vehicle Revenue Hours
Demand Response	11	-	\$389,234	\$24,500	\$147,470	11,992	178,634	7,275
<b>Total</b>	<b>11</b>	<b>-</b>	<b>\$389,234</b>	<b>\$24,500</b>	<b>\$147,470</b>	<b>11,992</b>	<b>178,634</b>	<b>7,275</b>

**Performance Measures**

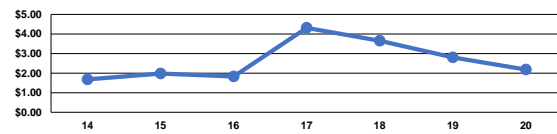
**Service Efficiency**

Mode	Operating Expenses per Vehicle Revenue Mile	Operating Expenses per Vehicle Revenue Hour
Demand Response	\$2.18	\$53.50
<b>Total</b>	<b>\$2.18</b>	<b>\$53.50</b>

**Service Effectiveness**

Mode	Operating Expenses per Unlinked Passenger Trip	Unlinked Trips per Vehicle Revenue Mile	Unlinked Trips per Vehicle Revenue Hour
Demand Response	\$32.46	0.1	1.6
<b>Total</b>	<b>\$32.46</b>	<b>0.1</b>	<b>1.6</b>

Operating Expense per Vehicle Revenue Mile: Agency Total



Unlinked Passenger Trips per Vehicle Revenue Mile: Agency Total

