

**General Information**

**Service Consumption**

24,180 Annual Unlinked Trips (UPT)

**Service Supplied**

318,784 Annual Vehicle Revenue Miles (VRM)  
 12,845 Annual Vehicle Revenue Hours (VRH)

**Summary of Operating Expenses (OE)**

\$810,650 Total Operating Expenses

**Database Information**

NTDID: 4R02-41184  
 Reporter Type: Rural General Public Transit  
 Asset Type: Tier II  
 Sponsor NTDID: 4R02

**Assets**

Revenue Vehicles 16  
 Service Vehicles 4  
 Facilities 1

**Financial Information**

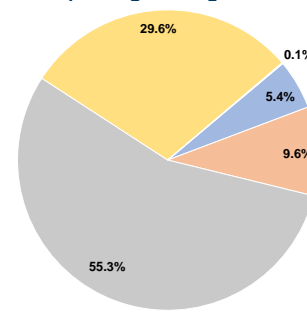
**Sources of Operating Funds Expended**

Fare Revenues	\$43,490	5.4%
Local Funds	\$77,662	9.6%
State Funds	\$448,556	55.3%
Federal Assistance	\$240,084	29.6%
Other Funds	\$858	0.1%
<b>Total Operating Funds Expended</b>	<b>\$810,650</b>	<b>100.0%</b>

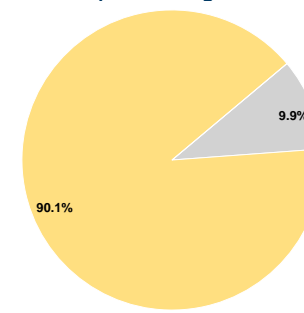
**Sources of Capital Funds Expended**

Fare Revenues	\$0	0.0%
Local Funds	\$0	0.0%
State Funds	\$32,057	9.9%
Federal Assistance	\$290,508	90.1%
Other Funds	\$0	0.0%
<b>Total Capital Funds Expended</b>	<b>\$322,565</b>	<b>100.0%</b>

**Operating Funding Sources**



**Capital Funding Sources**



**Performance Measure Targets - 2021**

Performance Measure - Asset Type - Target % not in State of Good Repair  
 Equipment - Automobiles - 75%  
 Equipment - Trucks and other Rubber Tire Vehicles - 8%  
 Facility - Administrative / Maintenance Facilities - 6%  
 Rolling Stock - AO - Automobile - 28%  
 Rolling Stock - BU - Bus - 16%  
 Rolling Stock - CU - Cutaway - 14%  
 Rolling Stock - MV - Minivan - 27%  
 Rolling Stock - SB - School Bus - 75%  
 Rolling Stock - SV - Sports Utility Vehicle - 18%  
 Rolling Stock - VN - Van - 48%

**Modal Characteristics**

**Operation Characteristics**

**Vehicles Operated at Maximum Service**

Mode	Directly Operated	Purchased Transportation	Operating Expenses	Fare Revenues	Uses of Capital Funds	Annual Unlinked Trips	Annual Vehicle Revenue Miles	Annual Vehicle Revenue Hours
Demand Response	11	-	\$810,650	\$43,490	\$322,565	24,180	318,784	12,845
<b>Total</b>	<b>11</b>	<b>-</b>	<b>\$810,650</b>	<b>\$43,490</b>	<b>\$322,565</b>	<b>24,180</b>	<b>318,784</b>	<b>12,845</b>

**Performance Measures**

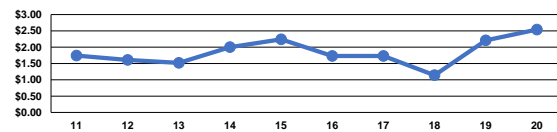
**Service Efficiency**

Mode	Operating Expenses per Vehicle Revenue Mile	Operating Expenses per Vehicle Revenue Hour
Demand Response	\$2.54	\$63.11
<b>Total</b>	<b>\$2.54</b>	<b>\$63.11</b>

**Service Effectiveness**

Mode	Operating Expenses per Unlinked Passenger Trip	Unlinked Trips per Vehicle Revenue Mile	Unlinked Trips per Vehicle Revenue Hour
Demand Response	\$33.53	0.1	1.9
<b>Total</b>	<b>\$33.53</b>	<b>0.1</b>	<b>1.9</b>

Operating Expense per Vehicle Revenue Mile: Agency Total



Unlinked Passenger Trips per Vehicle Revenue Mile: Agency Total

