

**General Information**

**Service Consumption**

5,016 Annual Unlinked Trips (UPT)

**Service Supplied**

71,227 Annual Vehicle Revenue Miles (VRM)  
4,047 Annual Vehicle Revenue Hours (VRH)

**Summary of Operating Expenses (OE)**

\$144,647 Total Operating Expenses

**Database Information**

NTDID: 4R03-40936  
Reporter Type: Rural General Public Transit  
Asset Type: Tier II  
Sponsor NTDID: 4R03

**Assets**

Revenue Vehicles 3  
Service Vehicles -  
Facilities -

**Financial Information**

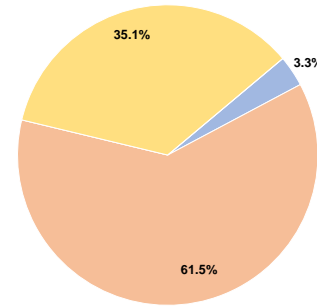
**Sources of Operating Funds Expended**

Fare Revenues	\$4,823	3.3%
Local Funds	\$89,016	61.5%
State Funds	\$0	0.0%
Federal Assistance	\$50,808	35.1%
Other Funds	\$0	0.0%
<b>Total Operating Funds Expended</b>	<b>\$144,647</b>	<b>100.0%</b>

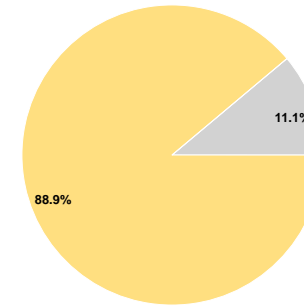
**Sources of Capital Funds Expended**

Fare Revenues	\$0	0.0%
Local Funds	\$0	0.0%
State Funds	\$627	11.1%
Federal Assistance	\$5,012	88.9%
Other Funds	\$0	0.0%
<b>Total Capital Funds Expended</b>	<b>\$5,639</b>	<b>100.0%</b>

**Operating Funding Sources**



**Capital Funding Sources**



**Performance Measure Targets - 2021**

Performance Measure - Asset Type - Target % not in State of Good Repair  
Equipment - Automobiles - 55%  
Equipment - Trucks and other Rubber Tire Vehicles - 50%  
Facility - Administrative / Maintenance Facilities - 25%  
Facility - Passenger / Parking Facilities - 10%  
Rolling Stock - BU - Bus - 18%  
Rolling Stock - CU - Cutaway - 8%  
Rolling Stock - VN - Van - 35%

**Modal Characteristics**

**Operation Characteristics**

**Vehicles Operated at Maximum Service**

Mode	Directly Operated	Purchased Transportation	Operating Expenses	Fare Revenues	Uses of Capital Funds	Annual Unlinked Trips	Annual Vehicle Revenue Miles	Annual Vehicle Revenue Hours
Demand Response	3	-	\$144,647	\$4,823	\$5,639	5,016	71,227	4,047
<b>Total</b>	<b>3</b>	<b>-</b>	<b>\$144,647</b>	<b>\$4,823</b>	<b>\$5,639</b>	<b>5,016</b>	<b>71,227</b>	<b>4,047</b>

**Performance Measures**

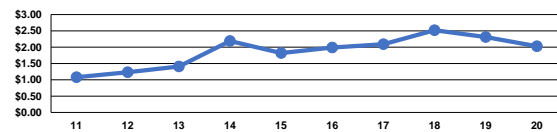
**Service Efficiency**

Mode	Operating Expenses per Vehicle Revenue Mile	Operating Expenses per Vehicle Revenue Hour
Demand Response	\$2.03	\$35.74
<b>Total</b>	<b>\$2.03</b>	<b>\$35.74</b>

**Service Effectiveness**

Mode	Operating Expenses per Unlinked Passenger Trip	Unlinked Trips per Vehicle Revenue Mile	Unlinked Trips per Vehicle Revenue Hour
Demand Response	\$28.84	0.1	1.2
<b>Total</b>	<b>\$28.84</b>	<b>0.1</b>	<b>1.2</b>

Operating Expense per Vehicle Revenue Mile: Agency Total



Unlinked Passenger Trips per Vehicle Revenue Mile: Agency Total

