

**General Information**

**Service Consumption**

23,563 Annual Unlinked Trips (UPT)

**Service Supplied**

226,680 Annual Vehicle Revenue Miles (VRM)  
 14,877 Annual Vehicle Revenue Hours (VRH)

**Summary of Operating Expenses (OE)**

\$391,517 Total Operating Expenses

**Database Information**

NTDID: 4R03-40977  
 Reporter Type: Rural General Public Transit  
 Asset Type: Tier II  
 Sponsor NTDID: 4R03

**Assets**

Revenue Vehicles 6  
 Service Vehicles -  
 Facilities -

**Financial Information**

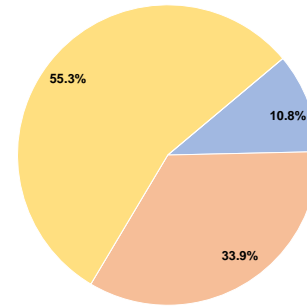
**Sources of Operating Funds Expended**

Fare Revenues	\$42,106	10.8%
Local Funds	\$132,781	33.9%
State Funds	\$0	0.0%
Federal Assistance	\$216,630	55.3%
Other Funds	\$0	0.0%
<b>Total Operating Funds Expended</b>	<b>\$391,517</b>	<b>100.0%</b>

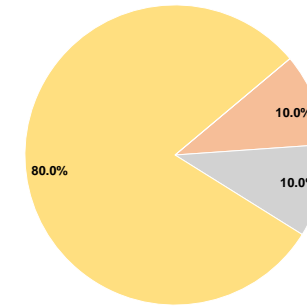
**Sources of Capital Funds Expended**

Fare Revenues	\$0	0.0%
Local Funds	\$4,878	10.0%
State Funds	\$4,878	10.0%
Federal Assistance	\$39,026	80.0%
Other Funds	\$0	0.0%
<b>Total Capital Funds Expended</b>	<b>\$48,782</b>	<b>100.0%</b>

**Operating Funding Sources**



**Capital Funding Sources**



**Performance Measure Targets - 2021**

Performance Measure - Asset Type - Target % not in State of Good Repair  
 Equipment - Automobiles - 55%  
 Equipment - Trucks and other Rubber Tire Vehicles - 50%  
 Facility - Administrative / Maintenance Facilities - 25%  
 Facility - Passenger / Parking Facilities - 10%  
 Rolling Stock - BU - Bus - 18%  
 Rolling Stock - CU - Cutaway - 8%  
 Rolling Stock - VN - Van - 35%

**Modal Characteristics**

**Operation Characteristics**

**Vehicles Operated at Maximum Service**

Mode	Directly Operated	Purchased Transportation	Operating Expenses	Fare Revenues	Uses of Capital Funds	Annual Unlinked Trips	Annual Vehicle Revenue Miles	Annual Vehicle Revenue Hours
Demand Response	7	-	\$391,517	\$42,106	\$48,782	23,563	226,680	14,877
<b>Total</b>	<b>7</b>	<b>-</b>	<b>\$391,517</b>	<b>\$42,106</b>	<b>\$48,782</b>	<b>23,563</b>	<b>226,680</b>	<b>14,877</b>

**Performance Measures**

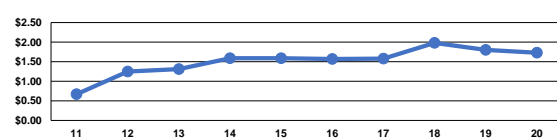
**Service Efficiency**

Mode	Operating Expenses per Vehicle Revenue Mile	Operating Expenses per Vehicle Revenue Hour
Demand Response	\$1.73	\$26.32
<b>Total</b>	<b>\$1.73</b>	<b>\$26.32</b>

**Service Effectiveness**

Mode	Operating Expenses per Unlinked Passenger Trip	Unlinked Trips per Vehicle Revenue Mile	Unlinked Trips per Vehicle Revenue Hour
Demand Response	\$16.62	0.1	1.6
<b>Total</b>	<b>\$16.62</b>	<b>0.1</b>	<b>1.6</b>

Operating Expense per Vehicle Revenue Mile: Agency Total



Unlinked Passenger Trips per Vehicle Revenue Mile: Agency Total

