

**General Information**

**Service Consumption**

12,503 Annual Unlinked Trips (UPT)

**Service Supplied**

125,534 Annual Vehicle Revenue Miles (VRM)  
 6,482 Annual Vehicle Revenue Hours (VRH)

**Summary of Operating Expenses (OE)**

\$237,501 Total Operating Expenses

**Database Information**

NTDID: 4R03-41016  
 Reporter Type: Rural General Public Transit  
 Asset Type: Tier II  
 Sponsor NTDID: 4R03

**Assets**

Revenue Vehicles 7  
 Service Vehicles -  
 Facilities -

**Financial Information**

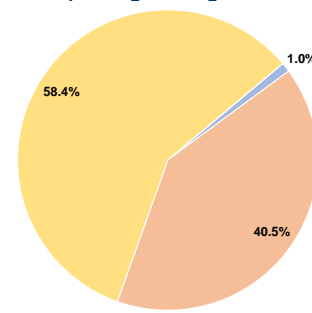
**Sources of Operating Funds Expended**

Fare Revenues	\$2,411	1.0%
Local Funds	\$96,284	40.5%
State Funds	\$0	0.0%
Federal Assistance	\$138,806	58.4%
Other Funds	\$0	0.0%
<b>Total Operating Funds Expended</b>	<b>\$237,501</b>	<b>100.0%</b>

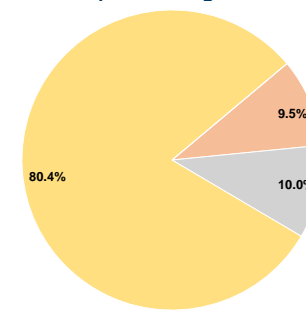
**Sources of Capital Funds Expended**

Fare Revenues	\$0	0.0%
Local Funds	\$4,878	9.5%
State Funds	\$5,136	10.0%
Federal Assistance	\$41,091	80.4%
Other Funds	\$0	0.0%
<b>Total Capital Funds Expended</b>	<b>\$51,105</b>	<b>100.0%</b>

**Operating Funding Sources**



**Capital Funding Sources**



**Performance Measure Targets - 2021**

Performance Measure - Asset Type - Target % not in State of Good Repair  
 Equipment - Automobiles - 55%  
 Equipment - Trucks and other Rubber Tire Vehicles - 50%  
 Facility - Administrative / Maintenance Facilities - 25%  
 Facility - Passenger / Parking Facilities - 10%  
 Rolling Stock - BU - Bus - 18%  
 Rolling Stock - CU - Cutaway - 8%  
 Rolling Stock - VN - Van - 35%

**Modal Characteristics**

**Operation Characteristics**

**Vehicles Operated at Maximum Service**

Mode	Directly Operated	Purchased Transportation	Operating Expenses	Fare Revenues	Uses of Capital Funds	Annual Unlinked Trips	Annual Vehicle Revenue Miles	Annual Vehicle Revenue Hours
Demand Response	-	5	\$237,501	\$2,411	\$51,105	12,503	125,534	6,482
<b>Total</b>	-	<b>5</b>	<b>\$237,501</b>	<b>\$2,411</b>	<b>\$51,105</b>	<b>12,503</b>	<b>125,534</b>	<b>6,482</b>

**Performance Measures**

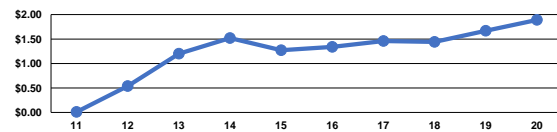
**Service Efficiency**

Mode	Operating Expenses per Vehicle Revenue Mile	Operating Expenses per Vehicle Revenue Hour
Demand Response	\$1.89	\$36.64
<b>Total</b>	<b>\$1.89</b>	<b>\$36.64</b>

**Service Effectiveness**

Mode	Operating Expenses per Unlinked Passenger Trip	Unlinked Trips per Vehicle Revenue Mile	Unlinked Trips per Vehicle Revenue Hour
Demand Response	\$19.00	0.1	1.9
<b>Total</b>	<b>\$19.00</b>	<b>0.1</b>	<b>1.9</b>

Operating Expense per Vehicle Revenue Mile: Agency Total



Unlinked Passenger Trips per Vehicle Revenue Mile: Agency Total

