

General Information

Service Consumption

3,375 Annual Unlinked Trips (UPT)

Service Supplied

61,992 Annual Vehicle Revenue Miles (VRM)
3,909 Annual Vehicle Revenue Hours (VRH)

Summary of Operating Expenses (OE)

\$195,789 Total Operating Expenses

Database Information

NTDID: 4R03-41085
Reporter Type: Rural General Public Transit
Asset Type: Tier II
Sponsor NTDID: 4R03

Assets

Revenue Vehicles 6
Service Vehicles -
Facilities -

Financial Information

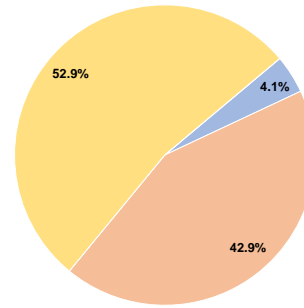
Sources of Operating Funds Expended

Fare Revenues	\$8,089	4.1%
Local Funds	\$84,064	42.9%
State Funds	\$0	0.0%
Federal Assistance	\$103,636	52.9%
Other Funds	\$0	0.0%
Total Operating Funds Expended	\$195,789	100.0%

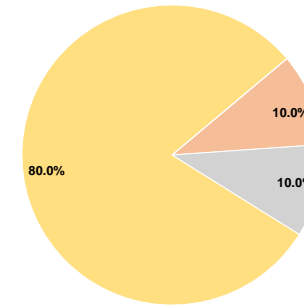
Sources of Capital Funds Expended

Fare Revenues	\$0	0.0%
Local Funds	\$4,286	10.0%
State Funds	\$4,286	10.0%
Federal Assistance	\$34,290	80.0%
Other Funds	\$0	0.0%
Total Capital Funds Expended	\$42,862	100.0%

Operating Funding Sources



Capital Funding Sources



Performance Measure Targets - 2021

Performance Measure - Asset Type - Target % not in State of Good Repair
Equipment - Automobiles - 55%
Equipment - Trucks and other Rubber Tire Vehicles - 50%
Facility - Administrative / Maintenance Facilities - 25%
Facility - Passenger / Parking Facilities - 10%
Rolling Stock - BU - Bus - 18%
Rolling Stock - CU - Cutaway - 8%
Rolling Stock - VN - Van - 35%

Modal Characteristics

Operation Characteristics

Vehicles Operated at Maximum Service

Mode	Directly Operated	Purchased Transportation	Operating Expenses	Fare Revenues	Uses of Capital Funds	Annual Unlinked Trips	Annual Vehicle Revenue Miles	Annual Vehicle Revenue Hours
Demand Response	6	-	\$195,789	\$8,089	\$42,862	3,375	61,992	3,909
Total	6	-	\$195,789	\$8,089	\$42,862	3,375	61,992	3,909

Performance Measures

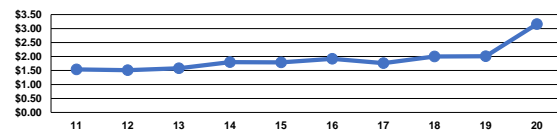
Service Efficiency

Mode	Operating Expenses per Vehicle Revenue Mile	Operating Expenses per Vehicle Revenue Hour
Demand Response	\$3.16	\$50.09
Total	\$3.16	\$50.09

Service Effectiveness

Mode	Operating Expenses per Unlinked Passenger Trip	Unlinked Trips per Vehicle Revenue Mile	Unlinked Trips per Vehicle Revenue Hour
Demand Response	\$58.01	0.1	0.9
Total	\$58.01	0.1	0.9

Operating Expense per Vehicle Revenue Mile: Agency Total



Unlinked Passenger Trips per Vehicle Revenue Mile: Agency Total

