

**General Information**

**Service Consumption**  
 11,631 Annual Unlinked Trips (UPT)

**Service Supplied**  
 126,367 Annual Vehicle Revenue Miles (VRM)  
 8,540 Annual Vehicle Revenue Hours (VRH)

**Summary of Operating Expenses (OE)**  
 \$318,668 Total Operating Expenses

**Database Information**  
 NTDID: 4R03-41126  
 Reporter Type: Rural General Public Transit  
 Asset Type: Tier II  
 Sponsor NTDID: 4R03

**Assets**  
 Revenue Vehicles 8  
 Service Vehicles -  
 Facilities -

**Financial Information**

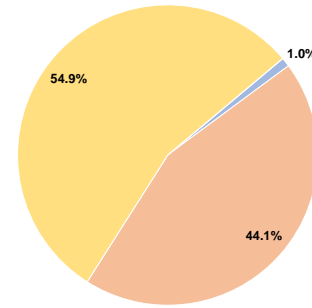
**Sources of Operating Funds Expended**

Fare Revenues	\$3,114	1.0%
Local Funds	\$140,688	44.1%
State Funds	\$0	0.0%
Federal Assistance	\$174,866	54.9%
Other Funds	\$0	0.0%
<b>Total Operating Funds Expended</b>	<b>\$318,668</b>	<b>100.0%</b>

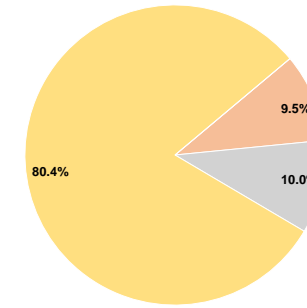
**Sources of Capital Funds Expended**

Fare Revenues	\$0	0.0%
Local Funds	\$4,878	9.5%
State Funds	\$5,136	10.0%
Federal Assistance	\$41,091	80.4%
Other Funds	\$0	0.0%
<b>Total Capital Funds Expended</b>	<b>\$51,105</b>	<b>100.0%</b>

**Operating Funding Sources**



**Capital Funding Sources**



**Performance Measure Targets - 2021**

Performance Measure - Asset Type - Target % not in State of Good Repair  
 Equipment - Automobiles - 55%  
 Equipment - Trucks and other Rubber Tire Vehicles - 50%  
 Facility - Administrative / Maintenance Facilities - 25%  
 Facility - Passenger / Parking Facilities - 10%  
 Rolling Stock - BU - Bus - 18%  
 Rolling Stock - CU - Cutaway - 8%  
 Rolling Stock - VN - Van - 35%

**Modal Characteristics**

**Operation Characteristics**

**Vehicles Operated at Maximum Service**

Mode	Directly Operated	Purchased Transportation	Operating Expenses	Fare Revenues	Uses of Capital Funds	Annual Unlinked Trips	Annual Vehicle Revenue Miles	Annual Vehicle Revenue Hours
Demand Response	-	8	\$318,668	\$3,114	\$51,105	11,631	126,367	8,540
<b>Total</b>	-	<b>8</b>	<b>\$318,668</b>	<b>\$3,114</b>	<b>\$51,105</b>	<b>11,631</b>	<b>126,367</b>	<b>8,540</b>

**Performance Measures**

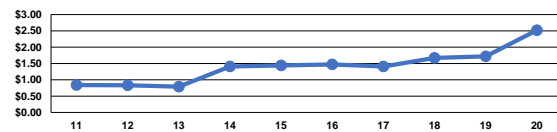
**Service Efficiency**

Mode	Operating Expenses per Vehicle Revenue Mile	Operating Expenses per Vehicle Revenue Hour
Demand Response	\$2.52	\$37.31
<b>Total</b>	<b>\$2.52</b>	<b>\$37.31</b>

**Service Effectiveness**

Mode	Operating Expenses per Unlinked Passenger Trip	Unlinked Trips per Vehicle Revenue Mile	Unlinked Trips per Vehicle Revenue Hour
Demand Response	\$27.40	0.1	1.4
<b>Total</b>	<b>\$27.40</b>	<b>0.1</b>	<b>1.4</b>

Operating Expense per Vehicle Revenue Mile: Agency Total



Unlinked Passenger Trips per Vehicle Revenue Mile: Agency Total

