

**General Information**

**Service Consumption**

37,857 Annual Unlinked Trips (UPT)

**Service Supplied**

332,622 Annual Vehicle Revenue Miles (VRM)  
21,439 Annual Vehicle Revenue Hours (VRH)

**Summary of Operating Expenses (OE)**

\$428,163 Total Operating Expenses

**Database Information**

NTDID: 4R03-41142  
Reporter Type: Rural General Public Transit  
Asset Type: Tier II  
Sponsor NTDID: 4R03

**Assets**

Revenue Vehicles 12  
Service Vehicles -  
Facilities -

**Financial Information**

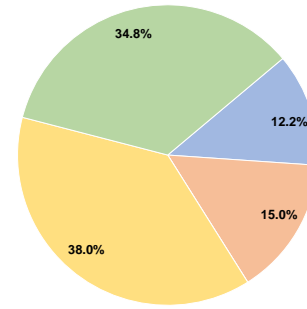
**Sources of Operating Funds Expended**

Fare Revenues	\$52,226	12.2%
Local Funds	\$64,108	15.0%
State Funds	\$0	0.0%
Federal Assistance	\$162,634	38.0%
Other Funds	\$149,195	34.8%
<b>Total Operating Funds Expended</b>	<b>\$428,163</b>	<b>100.0%</b>

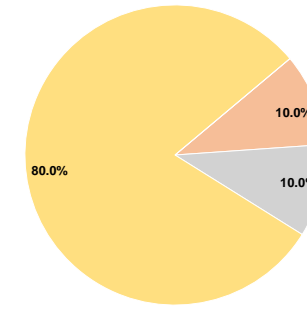
**Sources of Capital Funds Expended**

Fare Revenues	\$0	0.0%
Local Funds	\$4,286	10.0%
State Funds	\$4,286	10.0%
Federal Assistance	\$34,290	80.0%
Other Funds	\$0	0.0%
<b>Total Capital Funds Expended</b>	<b>\$42,862</b>	<b>100.0%</b>

**Operating Funding Sources**



**Capital Funding Sources**



**Performance Measure Targets - 2021**

Performance Measure - Asset Type - Target % not in State of Good Repair  
Equipment - Automobiles - 55%  
Equipment - Trucks and other Rubber Tire Vehicles - 50%  
Facility - Administrative / Maintenance Facilities - 25%  
Facility - Passenger / Parking Facilities - 10%  
Rolling Stock - BU - Bus - 18%  
Rolling Stock - CU - Cutaway - 8%  
Rolling Stock - VN - Van - 35%

**Modal Characteristics**

**Operation Characteristics**

**Vehicles Operated at Maximum Service**

Mode	Directly Operated	Purchased Transportation	Operating Expenses	Fare Revenues	Uses of Capital Funds	Annual Unlinked Trips	Annual Vehicle Revenue Miles	Annual Vehicle Revenue Hours
Demand Response	12	-	\$428,163	\$52,226	\$42,862	37,857	332,622	21,439
<b>Total</b>	<b>12</b>	<b>-</b>	<b>\$428,163</b>	<b>\$52,226</b>	<b>\$42,862</b>	<b>37,857</b>	<b>332,622</b>	<b>21,439</b>

**Performance Measures**

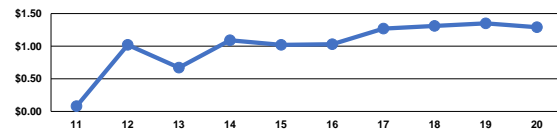
**Service Efficiency**

Mode	Operating Expenses per Vehicle Revenue Mile	Operating Expenses per Vehicle Revenue Hour
Demand Response	\$1.29	\$19.97
<b>Total</b>	<b>\$1.29</b>	<b>\$19.97</b>

**Service Effectiveness**

Mode	Operating Expenses per Unlinked Passenger Trip	Unlinked Trips per Vehicle Revenue Mile	Unlinked Trips per Vehicle Revenue Hour
Demand Response	\$11.31	0.1	1.8
<b>Total</b>	<b>\$11.31</b>	<b>0.1</b>	<b>1.8</b>

Operating Expense per Vehicle Revenue Mile: Agency Total



Unlinked Passenger Trips per Vehicle Revenue Mile: Agency Total

