

**General Information**

**Service Consumption**

4,198 Annual Unlinked Trips (UPT)

**Service Supplied**

46,141 Annual Vehicle Revenue Miles (VRM)  
 5,773 Annual Vehicle Revenue Hours (VRH)

**Summary of Operating Expenses (OE)**

\$126,299 Total Operating Expenses

**Database Information**

NTDID: 4R03-41196  
 Reporter Type: Rural General Public Transit  
 Asset Type: Tier II  
 Sponsor NTDID: 4R03

**Assets**

Revenue Vehicles 3  
 Service Vehicles -  
 Facilities -

**Financial Information**

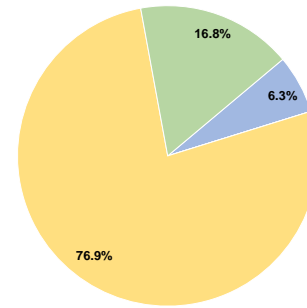
**Sources of Operating Funds Expended**

Fare Revenues	\$7,966	6.3%
Local Funds	\$0	0.0%
State Funds	\$0	0.0%
Federal Assistance	\$97,143	76.9%
Other Funds	\$21,190	16.8%
<b>Total Operating Funds Expended</b>	<b>\$126,299</b>	<b>100.0%</b>

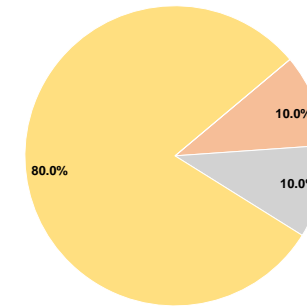
**Sources of Capital Funds Expended**

Fare Revenues	\$0	0.0%
Local Funds	\$4,489	10.0%
State Funds	\$4,489	10.0%
Federal Assistance	\$35,911	80.0%
Other Funds	\$0	0.0%
<b>Total Capital Funds Expended</b>	<b>\$44,889</b>	<b>100.0%</b>

**Operating Funding Sources**



**Capital Funding Sources**



**Performance Measure Targets - 2021**

Performance Measure - Asset Type - Target % not in State of Good Repair  
 Equipment - Automobiles - 55%  
 Equipment - Trucks and other Rubber Tire Vehicles - 50%  
 Facility - Administrative / Maintenance Facilities - 25%  
 Facility - Passenger / Parking Facilities - 10%  
 Rolling Stock - BU - Bus - 18%  
 Rolling Stock - CU - Cutaway - 8%  
 Rolling Stock - VN - Van - 35%

**Modal Characteristics**

**Operation Characteristics**

**Vehicles Operated at Maximum Service**

Mode	Directly Operated	Purchased Transportation	Operating Expenses	Fare Revenues	Uses of Capital Funds	Annual Unlinked Trips	Annual Vehicle Revenue Miles	Annual Vehicle Revenue Hours
Demand Response	-	3	\$126,299	\$7,966	\$44,889	4,198	46,141	5,773
<b>Total</b>	<b>-</b>	<b>3</b>	<b>\$126,299</b>	<b>\$7,966</b>	<b>\$44,889</b>	<b>4,198</b>	<b>46,141</b>	<b>5,773</b>

**Performance Measures**

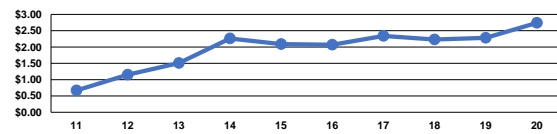
**Service Efficiency**

Mode	Operating Expenses per Vehicle Revenue Mile	Operating Expenses per Vehicle Revenue Hour
Demand Response	\$2.74	\$21.88
<b>Total</b>	<b>\$2.74</b>	<b>\$21.88</b>

**Service Effectiveness**

Mode	Operating Expenses per Unlinked Passenger Trip	Unlinked Trips per Vehicle Revenue Mile	Unlinked Trips per Vehicle Revenue Hour
Demand Response	\$30.09	0.1	0.7
<b>Total</b>	<b>\$30.09</b>	<b>0.1</b>	<b>0.7</b>

Operating Expense per Vehicle Revenue Mile: Agency Total



Unlinked Passenger Trips per Vehicle Revenue Mile: Agency Total

