

**General Information**

**Service Consumption**

57,987 Annual Unlinked Trips (UPT)

**Service Supplied**

572,755 Annual Vehicle Revenue Miles (VRM)  
 31,156 Annual Vehicle Revenue Hours (VRH)

**Summary of Operating Expenses (OE)**

\$1,155,849 Total Operating Expenses

**Database Information**

NTDID: 4R04-41094  
 Reporter Type: Rural General Public Transit  
 Asset Type: Tier II  
 Sponsor NTDID: 4R04

**Assets**

Revenue Vehicles 33  
 Service Vehicles 1  
 Facilities 2

**Financial Information**

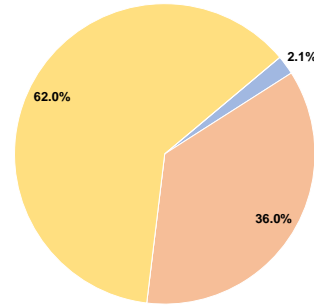
**Sources of Operating Funds Expended**

Fare Revenues	\$23,875	2.1%
Local Funds	\$415,653	36.0%
State Funds	\$0	0.0%
Federal Assistance	\$716,321	62.0%
Other Funds	\$0	0.0%
<b>Total Operating Funds Expended</b>	<b>\$1,155,849</b>	<b>100.0%</b>

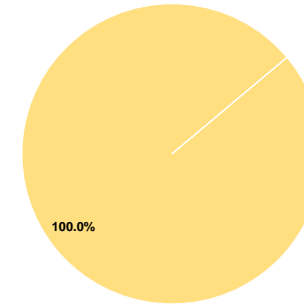
**Sources of Capital Funds Expended**

Fare Revenues	\$0	0.0%
Local Funds	\$0	0.0%
State Funds	\$0	0.0%
Federal Assistance	\$110,416	100.0%
Other Funds	\$0	0.0%
<b>Total Capital Funds Expended</b>	<b>\$110,416</b>	<b>100.0%</b>

**Operating Funding Sources**



**Capital Funding Sources**



**Performance Measure Targets - 2021**

Performance Measure - Asset Type - Target % not in State of Good Repair  
 Equipment - Automobiles - 52%  
 Facility - Administrative / Maintenance Facilities - 0%  
 Facility - Passenger / Parking Facilities - 0%  
 Rolling Stock - AO - Automobile - 12%  
 Rolling Stock - BU - Bus - 19%  
 Rolling Stock - CU - Cutaway - 12%  
 Rolling Stock - MV - Minivan - 12%  
 Rolling Stock - SV - Sports Utility Vehicle - 12%  
 Rolling Stock - VN - Van - 12%

**Modal Characteristics**

**Operation Characteristics**

**Vehicles Operated at Maximum Service**

Mode	Directly Operated	Purchased Transportation	Operating Expenses	Fare Revenues	Uses of Capital Funds	Annual Unlinked Trips	Annual Vehicle Revenue Miles	Annual Vehicle Revenue Hours
Demand Response	25	-	\$1,155,849	\$23,875	\$110,416	57,987	572,755	31,156
<b>Total</b>	<b>25</b>	<b>-</b>	<b>\$1,155,849</b>	<b>\$23,875</b>	<b>\$110,416</b>	<b>57,987</b>	<b>572,755</b>	<b>31,156</b>

**Performance Measures**

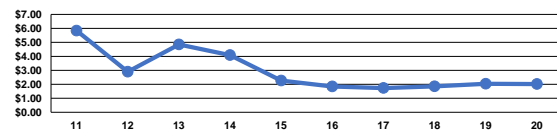
**Service Efficiency**

Mode	Operating Expenses per Vehicle Revenue Mile	Operating Expenses per Vehicle Revenue Hour
Demand Response	\$2.02	\$37.10
<b>Total</b>	<b>\$2.02</b>	<b>\$37.10</b>

**Service Effectiveness**

Mode	Operating Expenses per Unlinked Passenger Trip	Unlinked Trips per Vehicle Revenue Mile	Unlinked Trips per Vehicle Revenue Hour
Demand Response	\$19.93	0.1	1.9
<b>Total</b>	<b>\$19.93</b>	<b>0.1</b>	<b>1.9</b>

Operating Expense per Vehicle Revenue Mile: Agency Total



Unlinked Passenger Trips per Vehicle Revenue Mile: Agency Total

