

**General Information**

**Service Consumption**

55,514 Annual Unlinked Trips (UPT)

**Service Supplied**

1,515,517 Annual Vehicle Revenue Miles (VRM)  
 66,797 Annual Vehicle Revenue Hours (VRH)

**Summary of Operating Expenses (OE)**

\$2,758,205 Total Operating Expenses

**Database Information**

NTDID: 4R04-41165  
 Reporter Type: Rural General Public Transit  
 Asset Type: Tier II  
 Sponsor NTDID: 4R04

**Assets**

Revenue Vehicles 88  
 Service Vehicles -  
 Facilities 1

**Financial Information**

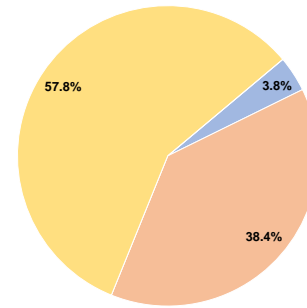
**Sources of Operating Funds Expended**

Fare Revenues	\$105,828	3.8%
Local Funds	\$1,059,139	38.4%
State Funds	\$0	0.0%
Federal Assistance	\$1,593,238	57.8%
Other Funds	\$0	0.0%
<b>Total Operating Funds Expended</b>	<b>\$2,758,205</b>	<b>100.0%</b>

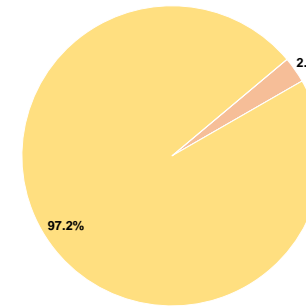
**Sources of Capital Funds Expended**

Fare Revenues	\$0	0.0%
Local Funds	\$18,845	2.8%
State Funds	\$0	0.0%
Federal Assistance	\$652,381	97.2%
Other Funds	\$0	0.0%
<b>Total Capital Funds Expended</b>	<b>\$671,226</b>	<b>100.0%</b>

**Operating Funding Sources**



**Capital Funding Sources**



**Performance Measure Targets - 2021**

Performance Measure - Asset Type - Target % not in State of Good Repair  
 Equipment - Automobiles - 52%  
 Facility - Administrative / Maintenance Facilities - 0%  
 Facility - Passenger / Parking Facilities - 0%  
 Rolling Stock - AO - Automobile - 12%  
 Rolling Stock - BU - Bus - 19%  
 Rolling Stock - CU - Cutaway - 12%  
 Rolling Stock - MV - Minivan - 12%  
 Rolling Stock - SV - Sports Utility Vehicle - 12%  
 Rolling Stock - VN - Van - 12%

**Modal Characteristics**

**Operation Characteristics**

**Vehicles Operated at Maximum Service**

Mode	Directly Operated	Purchased Transportation	Operating Expenses	Fare Revenues	Uses of Capital Funds	Annual Unlinked Trips	Annual Vehicle Revenue Miles	Annual Vehicle Revenue Hours
Demand Response	72	-	\$2,758,205	\$105,828	\$671,226	55,514	1,515,517	66,797
<b>Total</b>	<b>72</b>	<b>-</b>	<b>\$2,758,205</b>	<b>\$105,828</b>	<b>\$671,226</b>	<b>55,514</b>	<b>1,515,517</b>	<b>66,797</b>

**Performance Measures**

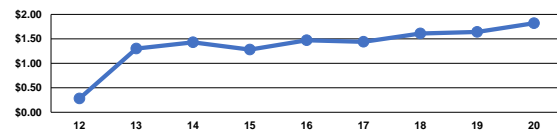
**Service Efficiency**

Mode	Operating Expenses per Vehicle Revenue Mile	Operating Expenses per Vehicle Revenue Hour
Demand Response	\$1.82	\$41.29
<b>Total</b>	<b>\$1.82</b>	<b>\$41.29</b>

**Service Effectiveness**

Mode	Operating Expenses per Unlinked Passenger Trip	Unlinked Trips per Vehicle Revenue Mile	Unlinked Trips per Vehicle Revenue Hour
Demand Response	\$49.68	0.0	0.8
<b>Total</b>	<b>\$49.68</b>	<b>0.0</b>	<b>0.8</b>

Operating Expense per Vehicle Revenue Mile: Agency Total



Unlinked Passenger Trips per Vehicle Revenue Mile: Agency Total

