

**General Information**

**Service Consumption**

87,794 Annual Unlinked Trips (UPT)

**Service Supplied**

1,502,018 Annual Vehicle Revenue Miles (VRM)  
 80,690 Annual Vehicle Revenue Hours (VRH)

**Summary of Operating Expenses (OE)**

\$2,479,341 Total Operating Expenses

**Database Information**

NTDID: 4R04-41179  
 Reporter Type: Rural General Public Transit  
 Asset Type: Tier II  
 Sponsor NTDID: 4R04

**Assets**

Revenue Vehicles 85  
 Service Vehicles 4  
 Facilities 2

**Financial Information**

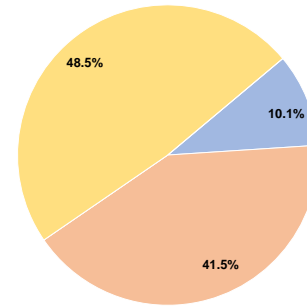
**Sources of Operating Funds Expended**

Fare Revenues	\$249,780	10.1%
Local Funds	\$1,028,180	41.5%
State Funds	\$0	0.0%
Federal Assistance	\$1,201,381	48.5%
Other Funds	\$0	0.0%
<b>Total Operating Funds Expended</b>	<b>\$2,479,341</b>	<b>100.0%</b>

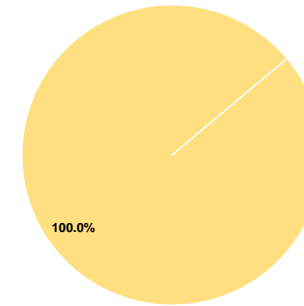
**Sources of Capital Funds Expended**

Fare Revenues	\$0	0.0%
Local Funds	\$0	0.0%
State Funds	\$0	0.0%
Federal Assistance	\$59,254	100.0%
Other Funds	\$0	0.0%
<b>Total Capital Funds Expended</b>	<b>\$59,254</b>	<b>100.0%</b>

**Operating Funding Sources**



**Capital Funding Sources**



**Performance Measure Targets - 2021**

Performance Measure - Asset Type - Target % not in State of Good Repair  
 Equipment - Automobiles - 52%  
 Facility - Administrative / Maintenance Facilities - 0%  
 Facility - Passenger / Parking Facilities - 0%  
 Rolling Stock - AO - Automobile - 12%  
 Rolling Stock - BU - Bus - 19%  
 Rolling Stock - CU - Cutaway - 12%  
 Rolling Stock - MV - Minivan - 12%  
 Rolling Stock - SV - Sports Utility Vehicle - 12%  
 Rolling Stock - VN - Van - 12%

**Modal Characteristics**

**Operation Characteristics**

**Vehicles Operated at Maximum Service**

Mode	Directly Operated	Purchased Transportation	Operating Expenses	Fare Revenues	Uses of Capital Funds	Annual Unlinked Trips	Annual Vehicle Revenue Miles	Annual Vehicle Revenue Hours
Demand Response	57	-	\$2,479,341	\$249,780	\$59,254	87,794	1,502,018	80,690
<b>Total</b>	<b>57</b>	<b>-</b>	<b>\$2,479,341</b>	<b>\$249,780</b>	<b>\$59,254</b>	<b>87,794</b>	<b>1,502,018</b>	<b>80,690</b>

**Performance Measures**

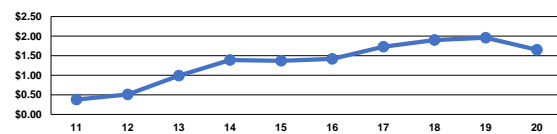
**Service Efficiency**

Mode	Operating Expenses per Vehicle Revenue Mile	Operating Expenses per Vehicle Revenue Hour
Demand Response	\$1.65	\$30.73
<b>Total</b>	<b>\$1.65</b>	<b>\$30.73</b>

**Service Effectiveness**

Mode	Operating Expenses per Unlinked Passenger Trip	Unlinked Trips per Vehicle Revenue Mile	Unlinked Trips per Vehicle Revenue Hour
Demand Response	\$28.24	0.1	1.1
<b>Total</b>	<b>\$28.24</b>	<b>0.1</b>	<b>1.1</b>

Operating Expense per Vehicle Revenue Mile: Agency Total



Unlinked Passenger Trips per Vehicle Revenue Mile: Agency Total

