

**General Information**

**Service Consumption**

17,440 Annual Unlinked Trips (UPT)

**Service Supplied**

422,565 Annual Vehicle Revenue Miles (VRM)  
 13,309 Annual Vehicle Revenue Hours (VRH)

**Summary of Operating Expenses (OE)**

\$848,929 Total Operating Expenses

**Database Information**

NTDID: 4R05-40922  
 Reporter Type: Rural General Public Transit  
 Asset Type: Tier II  
 Sponsor NTDID: 4R05

**Assets**

Revenue Vehicles 28  
 Service Vehicles -  
 Facilities -

**Financial Information**

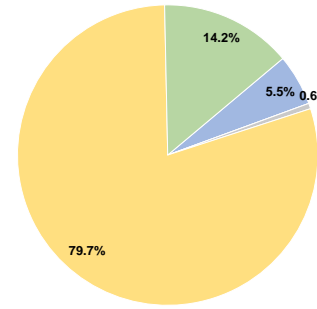
**Sources of Operating Funds Expended**

Fare Revenues	\$46,911	5.5%
Local Funds	\$0	0.0%
State Funds	\$4,999	0.6%
Federal Assistance	\$676,299	79.7%
Other Funds	\$120,720	14.2%
<b>Total Operating Funds Expended</b>	<b>\$848,929</b>	<b>100.0%</b>

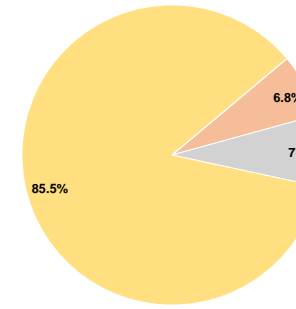
**Sources of Capital Funds Expended**

Fare Revenues	\$0	0.0%
Local Funds	\$30,028	6.8%
State Funds	\$33,614	7.7%
Federal Assistance	\$375,609	85.5%
Other Funds	\$0	0.0%
<b>Total Capital Funds Expended</b>	<b>\$439,251</b>	<b>100.0%</b>

**Operating Funding Sources**



**Capital Funding Sources**



**Performance Measure Targets - 2021**

Performance Measure - Asset Type - Target % not in State of Good Repair  
 Equipment - Automobiles - 0%  
 Equipment - Trucks and other Rubber Tire Vehicles - 84%  
 Facility - Administrative / Maintenance Facilities - 0%  
 Facility - Passenger / Parking Facilities - 0%  
 Rolling Stock - BU - Bus - 45%  
 Rolling Stock - CU - Cutaway - 43%  
 Rolling Stock - MV - Minivan - 63%  
 Rolling Stock - VN - Van - 42%

**Modal Characteristics**

**Operation Characteristics**

**Vehicles Operated at Maximum Service**

Mode	Directly Operated	Purchased Transportation	Operating Expenses	Fare Revenues	Uses of Capital Funds	Annual Unlinked Trips	Annual Vehicle Revenue Miles	Annual Vehicle Revenue Hours
Demand Response	17	-	\$848,929	\$46,911	\$439,251	17,440	422,565	13,309
<b>Total</b>	<b>17</b>	<b>-</b>	<b>\$848,929</b>	<b>\$46,911</b>	<b>\$439,251</b>	<b>17,440</b>	<b>422,565</b>	<b>13,309</b>

**Performance Measures**

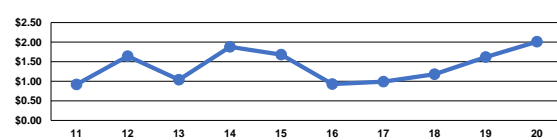
**Service Efficiency**

Mode	Operating Expenses per Vehicle Revenue Mile	Operating Expenses per Vehicle Revenue Hour
Demand Response	\$2.01	\$63.79
<b>Total</b>	<b>\$2.01</b>	<b>\$63.79</b>

**Service Effectiveness**

Mode	Operating Expenses per Unlinked Passenger Trip	Unlinked Trips per Vehicle Revenue Mile	Unlinked Trips per Vehicle Revenue Hour
Demand Response	\$48.68	0.0	1.3
<b>Total</b>	<b>\$48.68</b>	<b>0.0</b>	<b>1.3</b>

Operating Expense per Vehicle Revenue Mile: Agency Total



Unlinked Passenger Trips per Vehicle Revenue Mile: Agency Total

