

**General Information**

**Service Consumption**

31,239 Annual Unlinked Trips (UPT)

**Service Supplied**

109,177 Annual Vehicle Revenue Miles (VRM)  
7,922 Annual Vehicle Revenue Hours (VRH)

**Summary of Operating Expenses (OE)**

\$727,327 Total Operating Expenses

**Database Information**

NTDID: 4R05-40969  
Reporter Type: Rural General Public Transit  
Asset Type: Tier II  
Sponsor NTDID: 4R05

**Assets**

Revenue Vehicles 13  
Service Vehicles -  
Facilities 1

**Financial Information**

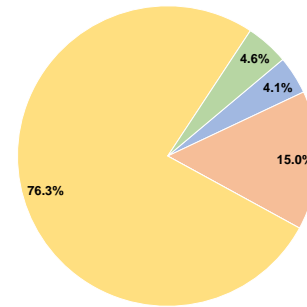
**Sources of Operating Funds Expended**

Fare Revenues	\$29,814	4.1%
Local Funds	\$108,914	15.0%
State Funds	\$0	0.0%
Federal Assistance	\$555,031	76.3%
Other Funds	\$33,568	4.6%
<b>Total Operating Funds Expended</b>	<b>\$727,327</b>	<b>100.0%</b>

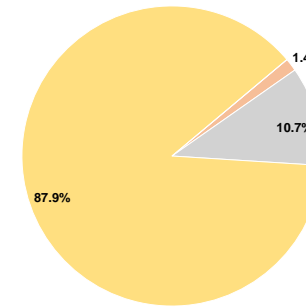
**Sources of Capital Funds Expended**

Fare Revenues	\$0	0.0%
Local Funds	\$943	1.4%
State Funds	\$7,240	10.7%
Federal Assistance	\$59,331	87.9%
Other Funds	\$0	0.0%
<b>Total Capital Funds Expended</b>	<b>\$67,514</b>	<b>100.0%</b>

**Operating Funding Sources**



**Capital Funding Sources**



**Performance Measure Targets - 2021**

Performance Measure - Asset Type - Target % not in State of Good Repair  
Equipment - Automobiles - 0%  
Equipment - Trucks and other Rubber Tire Vehicles - 84%  
Facility - Administrative / Maintenance Facilities - 0%  
Facility - Passenger / Parking Facilities - 0%  
Rolling Stock - BU - Bus - 45%  
Rolling Stock - CU - Cutaway - 43%  
Rolling Stock - MV - Minivan - 63%  
Rolling Stock - VN - Van - 42%

**Modal Characteristics**

**Operation Characteristics**

**Vehicles Operated at Maximum Service**

Mode	Directly Operated	Purchased Transportation	Operating Expenses	Fare Revenues	Uses of Capital Funds	Annual Unlinked Trips	Annual Vehicle Revenue Miles	Annual Vehicle Revenue Hours
Demand Response	9	-	\$727,327	\$29,814	\$67,514	31,239	109,177	7,922
<b>Total</b>	<b>9</b>	<b>-</b>	<b>\$727,327</b>	<b>\$29,814</b>	<b>\$67,514</b>	<b>31,239</b>	<b>109,177</b>	<b>7,922</b>

**Performance Measures**

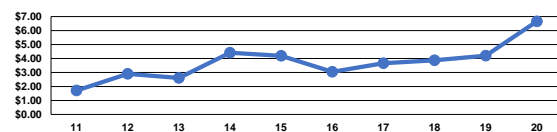
**Service Efficiency**

Mode	Operating Expenses per Vehicle Revenue Mile	Operating Expenses per Vehicle Revenue Hour
Demand Response	\$6.66	\$91.81
<b>Total</b>	<b>\$6.66</b>	<b>\$91.81</b>

**Service Effectiveness**

Mode	Operating Expenses per Unlinked Passenger Trip	Unlinked Trips per Vehicle Revenue Mile	Unlinked Trips per Vehicle Revenue Hour
Demand Response	\$23.28	0.3	3.9
<b>Total</b>	<b>\$23.28</b>	<b>0.3</b>	<b>3.9</b>

Operating Expense per Vehicle Revenue Mile: Agency Total



Unlinked Passenger Trips per Vehicle Revenue Mile: Agency Total

