

**General Information**

**Service Consumption**

62,531 Annual Unlinked Trips (UPT)

**Service Supplied**

1,185,268 Annual Vehicle Revenue Miles (VRM)  
 40,052 Annual Vehicle Revenue Hours (VRH)

**Summary of Operating Expenses (OE)**

\$1,774,555 Total Operating Expenses

**Database Information**

NTDID: 4R07-40974  
 Reporter Type: Rural General Public Transit  
 Asset Type: Tier II  
 Sponsor NTDID: 4R07

**Assets**

Revenue Vehicles 29  
 Service Vehicles -  
 Facilities -

**Financial Information**

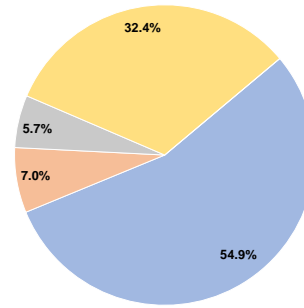
**Sources of Operating Funds Expended**

Fare Revenues	\$974,164	54.9%
Local Funds	\$124,440	7.0%
State Funds	\$100,290	5.7%
Federal Assistance	\$575,661	32.4%
Other Funds	\$0	0.0%
<b>Total Operating Funds Expended</b>	<b>\$1,774,555</b>	<b>100.0%</b>

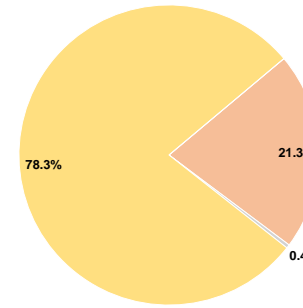
**Sources of Capital Funds Expended**

Fare Revenues	\$0	0.0%
Local Funds	\$54,749	21.3%
State Funds	\$1,000	0.4%
Federal Assistance	\$200,779	78.3%
Other Funds	\$0	0.0%
<b>Total Capital Funds Expended</b>	<b>\$256,528</b>	<b>100.0%</b>

**Operating Funding Sources**



**Capital Funding Sources**



**Performance Measure Targets - 2021**

Performance Measure - Asset Type - Target % not in State of Good Repair  
 Equipment - Automobiles - 30%  
 Equipment - Trucks and other Rubber Tire Vehicles - 30%  
 Facility - Administrative / Maintenance Facilities - 0%  
 Facility - Passenger / Parking Facilities - 0%  
 Rolling Stock - BR - Over-the-road Bus - 15%  
 Rolling Stock - BU - Bus - 15%  
 Rolling Stock - CU - Cutaway - 30%  
 Rolling Stock - MV - Minivan - 20%  
 Rolling Stock - VN - Van - 20%

**Modal Characteristics**

**Operation Characteristics**

**Vehicles Operated at Maximum Service**

Mode	Directly Operated	Purchased Transportation	Operating Expenses	Fare Revenues	Uses of Capital Funds	Annual Unlinked Trips	Annual Vehicle Revenue Miles	Annual Vehicle Revenue Hours
Demand Response	28	-	\$1,774,555	\$974,164	\$256,528	62,531	1,185,268	40,052
<b>Total</b>	<b>28</b>	<b>-</b>	<b>\$1,774,555</b>	<b>\$974,164</b>	<b>\$256,528</b>	<b>62,531</b>	<b>1,185,268</b>	<b>40,052</b>

**Performance Measures**

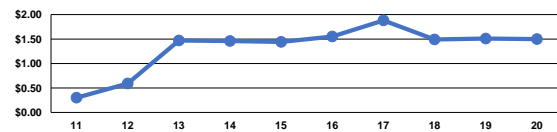
**Service Efficiency**

Mode	Operating Expenses per Vehicle Revenue Mile	Operating Expenses per Vehicle Revenue Hour
Demand Response	\$1.50	\$44.31
<b>Total</b>	<b>\$1.50</b>	<b>\$44.31</b>

**Service Effectiveness**

Mode	Operating Expenses per Unlinked Passenger Trip	Unlinked Trips per Vehicle Revenue Mile	Unlinked Trips per Vehicle Revenue Hour
Demand Response	\$28.38	0.1	1.6
<b>Total</b>	<b>\$28.38</b>	<b>0.1</b>	<b>1.6</b>

Operating Expense per Vehicle Revenue Mile: Agency Total



Unlinked Passenger Trips per Vehicle Revenue Mile: Agency Total

