

General Information

Federally Recognized Tribal Statistical Areas

Forest County Potawatomi Community and Off-Reservation Trust Land, WI

Service Consumption

2,030 Annual Unlinked Trips (UPT)

Service Supplied

23,453 Annual Vehicle Revenue Miles (VRM)
 596 Annual Vehicle Revenue Hours (VRH)

Database Information

NTDID: 50014
 Reporter Type: Tribal Reporter

Asset Type:
 Sponsor NTDID:

Tier II

Assets

Revenue Vehicles	3
Service Vehicles	1
Facilities	1

Financial Information

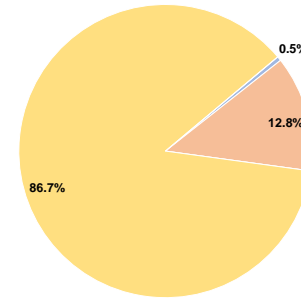
Sources of Operating Funds Expended

Fare Revenues	\$715	0.5%
Local Funds	\$18,762	12.8%
State Funds	\$0	0.0%
Federal Assistance	\$127,224	86.7%
Other Funds	\$0	0.0%
Total Operating Funds Expended	\$146,701	100.0%

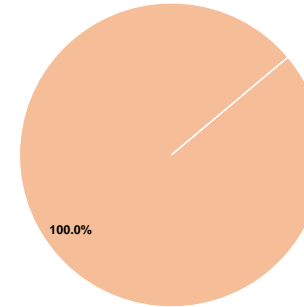
Sources of Capital Funds Expended

Fare Revenues	\$0	0.0%
Local Funds	\$6,355	100.0%
State Funds	\$0	0.0%
Federal Assistance	\$0	0.0%
Other Funds	\$0	0.0%
Total Capital Funds Expended	\$6,355	100.0%

Operating Funding Sources



Capital Funding Sources



Performance Measure Targets - 2021

Performance Measure - Asset Type - Target % not in State of Good Repair
 Equipment - Trucks and other Rubber Tire Vehicles - 0%
 Facility - Administrative / Maintenance Facilities - 0%
 Rolling Stock - BU - Bus - 0%
 Rolling Stock - MV - Minivan - 0%
 Rolling Stock - VN - Van - 0%

Modal Characteristics

Operation Characteristics

Vehicles Operated at Maximum Service

Mode	Directly Operated	Purchased Transportation	Operating Expenses	Fare Revenues	Uses of Capital Funds	Annual Unlinked Trips	Annual Vehicle Revenue Miles	Annual Vehicle Revenue Hours	Average Fleet Age in Years ^a
Demand Response	2	-	\$146,701	\$715	\$6,355	2,030	23,453	596	2.7
Total	2	-	\$146,701	\$715	\$6,355	2,030	23,453	596	

Performance Measures

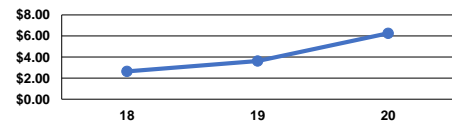
Service Efficiency

Mode	Operating Expenses per Vehicle Revenue Mile	Operating Expenses per Vehicle Revenue Hour
Demand Response	\$6.26	\$246.14
Total	\$6.26	\$246.14

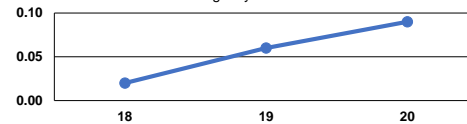
Service Effectiveness

Mode	Operating Expenses per Unlinked Passenger Trip	Unlinked Trips per Vehicle Revenue Mile	Unlinked Trips per Vehicle Revenue Hour
Demand Response	\$72.27	0.1	3.4
Total	\$72.27	0.1	3.4

Operating Expense per Vehicle Revenue Mile: Agency Total



Unlinked Passenger Trips per Vehicle Revenue Mile: Agency Total



Notes:

^aDemand Response - Taxi (DT) and non-dedicated fleets do not report fleet age data.