

**General Information**

**Federally Recognized Tribal Statistical Areas**

Leech Lake Reservation and Off-Reservation Trust Land, MN

**Service Consumption**

15,790 Annual Unlinked Trips (UPT)

**Service Supplied**

35,752 Annual Vehicle Revenue Miles (VRM)  
 1,790 Annual Vehicle Revenue Hours (VRH)

**Database Information**

NTDID: 55258  
 Reporter Type: Tribal Reporter

Asset Type: Tier II  
 Sponsor NTDID:

**Financial Information**

**Sources of Operating Funds Expended**

Fare Revenues	\$2,614	0.8%
Local Funds	\$0	0.0%
State Funds	\$0	0.0%
Federal Assistance	\$341,270	99.2%
Other Funds	\$0	0.0%
<b>Total Operating Funds Expended</b>	<b>\$343,884</b>	<b>100.0%</b>

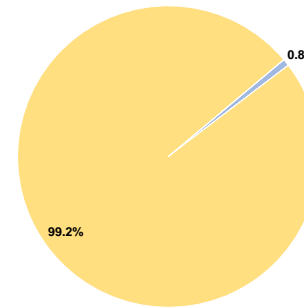
**Sources of Capital Funds Expended**

Fare Revenues	\$0
Local Funds	\$0
State Funds	\$0
Federal Assistance	\$0
Other Funds	\$0
<b>Total Capital Funds Expended</b>	<b>\$0</b>

**Assets**

Revenue Vehicles	3
Service Vehicles	0
Facilities	0

**Operating Funding Sources**



**Performance Measure Targets - 2021**

Performance Measure - Asset Type - Target % not in State of Good Repair  
 Rolling Stock - BU - Bus - 0%

**Modal Characteristics**

**Operation Characteristics**

**Vehicles Operated at Maximum Service**

Mode	Directly Operated	Purchased Transportation	Operating Expenses	Fare Revenues	Uses of Capital Funds	Annual Unlinked Trips	Annual Vehicle Revenue Miles	Annual Vehicle Revenue Hours	Average Fleet Age in Years <sup>a</sup>
Demand Response	2	-	\$343,884	\$2,614	\$0	15,790	35,752	1,790	9.0
<b>Total</b>	<b>2</b>	<b>-</b>	<b>\$343,884</b>	<b>\$2,614</b>	<b>\$0</b>	<b>15,790</b>	<b>35,752</b>	<b>1,790</b>	

**Performance Measures**

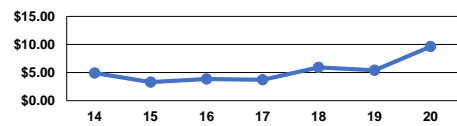
**Service Efficiency**

Mode	Operating Expenses per Vehicle Revenue Mile	Operating Expenses per Vehicle Revenue Hour
Demand Response	\$9.62	\$192.11
<b>Total</b>	<b>\$9.62</b>	<b>\$192.11</b>

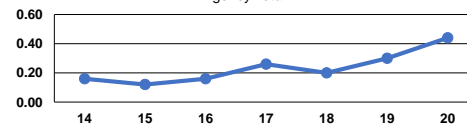
**Service Effectiveness**

Mode	Operating Expenses per Unlinked Passenger Trip	Unlinked Trips per Vehicle Revenue Mile	Unlinked Trips per Vehicle Revenue Hour
Demand Response	\$21.78	0.4	8.8
<b>Total</b>	<b>\$21.78</b>	<b>0.4</b>	<b>8.8</b>

Operating Expense per Vehicle Revenue Mile: Agency Total



Unlinked Passenger Trips per Vehicle Revenue Mile: Agency Total



**Notes:**

<sup>a</sup>Demand Response - Taxi (DT) and non-dedicated fleets do not report fleet age data.