

General Information

Federally Recognized Tribal Statistical Areas

White Earth Reservation and Off-Reservation Trust Land, MN

Service Consumption

14,714 Annual Unlinked Trips (UPT)

Service Supplied

260,652 Annual Vehicle Revenue Miles (VRM)
 9,620 Annual Vehicle Revenue Hours (VRH)

Database Information

NTDID: 55270
 Reporter Type: Tribal Reporter

Asset Type: Tier II
 Sponsor NTDID:

Financial Information

Sources of Operating Funds Expended

Fare Revenues	\$15,009	1.1%
Local Funds	\$81,841	6.2%
State Funds	\$152,000	11.5%
Federal Assistance	\$1,070,313	81.1%
Other Funds	\$0	0.0%
Total Operating Funds Expended	\$1,319,163	100.0%

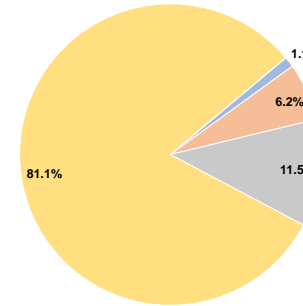
Sources of Capital Funds Expended

Fare Revenues	\$0
Local Funds	\$0
State Funds	\$0
Federal Assistance	\$0
Other Funds	\$0
Total Capital Funds Expended	\$0

Assets

Revenue Vehicles	11
Service Vehicles	2
Facilities	0

Operating Funding Sources



Performance Measure Targets - 2021

Performance Measure - Asset Type - Target % not in State of Good Repair
 Equipment - Automobiles - 100%
 Equipment - Trucks and other Rubber Tire Vehicles - 100%
 Rolling Stock - BU - Bus - 30%

Modal Characteristics

Operation Characteristics

Vehicles Operated at Maximum Service

Mode	Directly Operated	Purchased Transportation	Operating Expenses	Fare Revenues	Uses of Capital Funds	Annual Unlinked Trips	Annual Vehicle Revenue Miles	Annual Vehicle Revenue Hours	Average Fleet Age in Years ^a
Bus	10	-	\$1,319,163	\$15,009	\$0	14,714	260,652	9,620	3.3
Total	10	-	\$1,319,163	\$15,009	\$0	14,714	260,652	9,620	

Performance Measures

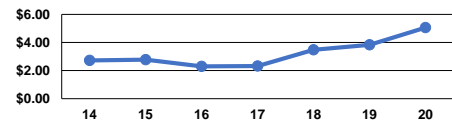
Service Efficiency

Mode	Operating Expenses per Vehicle Revenue Mile	Operating Expenses per Vehicle Revenue Hour
Bus	\$5.06	\$137.13
Total	\$5.06	\$137.13

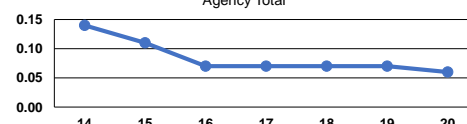
Service Effectiveness

Mode	Operating Expenses per Unlinked Passenger Trip	Unlinked Trips per Vehicle Revenue Mile	Unlinked Trips per Vehicle Revenue Hour
Bus	\$89.65	0.1	1.5
Total	\$89.65	0.1	1.5

Operating Expense per Vehicle Revenue Mile: Agency Total



Unlinked Passenger Trips per Vehicle Revenue Mile: Agency Total



Notes:

^aDemand Response - Taxi (DT) and non-dedicated fleets do not report fleet age data.