

**General Information**

**Service Consumption**

37,623 Annual Unlinked Trips (UPT)

**Service Supplied**

420,473 Annual Vehicle Revenue Miles (VRM)  
 20,424 Annual Vehicle Revenue Hours (VRH)

**Summary of Operating Expenses (OE)**

\$648,948 Total Operating Expenses

**Database Information**

NTDID: 5R02-50305  
 Reporter Type: Rural General Public Transit  
 Asset Type: Tier II  
 Sponsor NTDID: 5R02

**Assets**

Revenue Vehicles 17  
 Service Vehicles -  
 Facilities 1

**Financial Information**

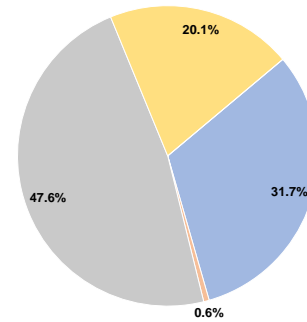
**Sources of Operating Funds Expended**

Fare Revenues	\$205,452	31.7%
Local Funds	\$3,884	0.6%
State Funds	\$309,190	47.6%
Federal Assistance	\$130,422	20.1%
Other Funds	\$0	0.0%
<b>Total Operating Funds Expended</b>	<b>\$648,948</b>	<b>100.0%</b>

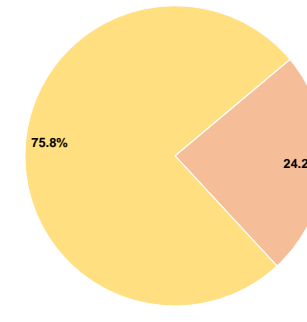
**Sources of Capital Funds Expended**

Fare Revenues	\$0	0.0%
Local Funds	\$25,934	24.2%
State Funds	\$0	0.0%
Federal Assistance	\$81,120	75.8%
Other Funds	\$0	0.0%
<b>Total Capital Funds Expended</b>	<b>\$107,054</b>	<b>100.0%</b>

**Operating Funding Sources**



**Capital Funding Sources**



**Performance Measure Targets - 2021**

Performance Measure - Asset Type - Target % not in State of Good Repair  
 Facility - Administrative / Maintenance Facilities - 10%  
 Facility - Passenger / Parking Facilities - 0%  
 Rolling Stock - AO - Automobile - 100%  
 Rolling Stock - CU - Cutaway - 63%  
 Rolling Stock - MV - Minivan - 76%  
 Rolling Stock - VN - Van - 95%

**Modal Characteristics**

**Operation Characteristics**

**Vehicles Operated at Maximum Service**

Mode	Directly Operated	Purchased Transportation	Operating Expenses	Fare Revenues	Uses of Capital Funds	Annual Unlinked Trips	Annual Vehicle Revenue Miles	Annual Vehicle Revenue Hours
Demand Response	11	-	\$648,948	\$205,452	\$107,054	37,623	420,473	20,424
<b>Total</b>	<b>11</b>	<b>-</b>	<b>\$648,948</b>	<b>\$205,452</b>	<b>\$107,054</b>	<b>37,623</b>	<b>420,473</b>	<b>20,424</b>

**Performance Measures**

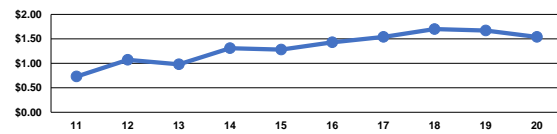
**Service Efficiency**

Mode	Operating Expenses per Vehicle Revenue Mile	Operating Expenses per Vehicle Revenue Hour
Demand Response	\$1.54	\$31.77
<b>Total</b>	<b>\$1.54</b>	<b>\$31.77</b>

**Service Effectiveness**

Mode	Operating Expenses per Unlinked Passenger Trip	Unlinked Trips per Vehicle Revenue Mile	Unlinked Trips per Vehicle Revenue Hour
Demand Response	\$17.25	0.1	1.8
<b>Total</b>	<b>\$17.25</b>	<b>0.1</b>	<b>1.8</b>

Operating Expense per Vehicle Revenue Mile: Agency Total



Unlinked Passenger Trips per Vehicle Revenue Mile: Agency Total

