

General Information

Service Consumption

9,993 Annual Unlinked Trips (UPT)

Service Supplied

109,192 Annual Vehicle Revenue Miles (VRM)
 8,200 Annual Vehicle Revenue Hours (VRH)

Summary of Operating Expenses (OE)

\$495,067 Total Operating Expenses

Database Information

NTDID: 5R02-50387
 Reporter Type: Rural General Public Transit
 Asset Type: Tier II
 Sponsor NTDID: 5R02

Assets

Revenue Vehicles 14
 Service Vehicles -
 Facilities 1

Financial Information

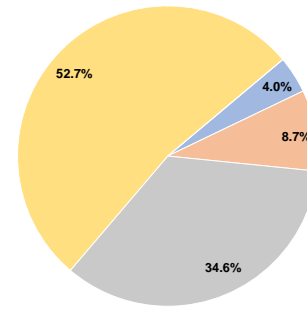
Sources of Operating Funds Expended

Fare Revenues	\$19,735	4.0%
Local Funds	\$43,229	8.7%
State Funds	\$171,398	34.6%
Federal Assistance	\$260,705	52.7%
Other Funds	\$0	0.0%
Total Operating Funds Expended	\$495,067	100.0%

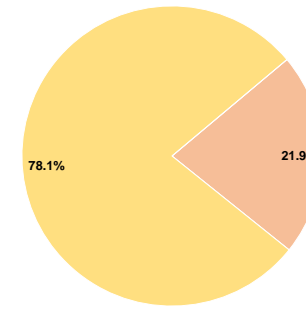
Sources of Capital Funds Expended

Fare Revenues	\$0	0.0%
Local Funds	\$20,806	21.9%
State Funds	\$0	0.0%
Federal Assistance	\$74,333	78.1%
Other Funds	\$0	0.0%
Total Capital Funds Expended	\$95,139	100.0%

Operating Funding Sources



Capital Funding Sources



Performance Measure Targets - 2021

Performance Measure - Asset Type - Target % not in State of Good Repair
 Facility - Administrative / Maintenance Facilities - 10%
 Facility - Passenger / Parking Facilities - 0%
 Rolling Stock - AO - Automobile - 100%
 Rolling Stock - CU - Cutaway - 63%
 Rolling Stock - MV - Minivan - 76%
 Rolling Stock - VN - Van - 95%

Modal Characteristics

Operation Characteristics

Vehicles Operated at Maximum Service

Mode	Directly Operated	Purchased Transportation	Operating Expenses	Fare Revenues	Uses of Capital Funds	Annual Unlinked Trips	Annual Vehicle Revenue Miles	Annual Vehicle Revenue Hours
Demand Response	7	-	\$495,067	\$19,735	\$95,139	9,993	109,192	8,200
Total	7	-	\$495,067	\$19,735	\$95,139	9,993	109,192	8,200

Performance Measures

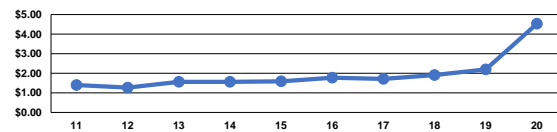
Service Efficiency

Mode	Operating Expenses per Vehicle Revenue Mile	Operating Expenses per Vehicle Revenue Hour
Demand Response	\$4.53	\$60.37
Total	\$4.53	\$60.37

Service Effectiveness

Mode	Operating Expenses per Unlinked Passenger Trip	Unlinked Trips per Vehicle Revenue Mile	Unlinked Trips per Vehicle Revenue Hour
Demand Response	\$49.54	0.1	1.2
Total	\$49.54	0.1	1.2

Operating Expense per Vehicle Revenue Mile: Agency Total



Unlinked Passenger Trips per Vehicle Revenue Mile: Agency Total

