

**General Information**

**Service Consumption**

19,412 Annual Unlinked Trips (UPT)

**Service Supplied**

77,615 Annual Vehicle Revenue Miles (VRM)  
 7,900 Annual Vehicle Revenue Hours (VRH)

**Summary of Operating Expenses (OE)**

\$555,037 Total Operating Expenses

**Database Information**

NTDID: 5R02-50403  
 Reporter Type: Rural General Public Transit  
 Asset Type: Tier II  
 Sponsor NTDID: 5R02

**Assets**

Revenue Vehicles 14  
 Service Vehicles -  
 Facilities 1

**Financial Information**

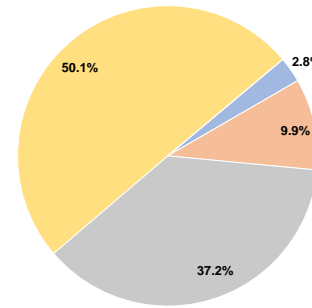
**Sources of Operating Funds Expended**

Fare Revenues	\$15,317	2.8%
Local Funds	\$54,690	9.9%
State Funds	\$206,716	37.2%
Federal Assistance	\$278,314	50.1%
Other Funds	\$0	0.0%
<b>Total Operating Funds Expended</b>	<b>\$555,037</b>	<b>100.0%</b>

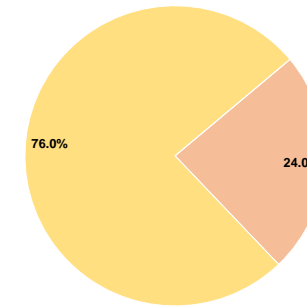
**Sources of Capital Funds Expended**

Fare Revenues	\$0	0.0%
Local Funds	\$9,365	24.0%
State Funds	\$0	0.0%
Federal Assistance	\$29,680	76.0%
Other Funds	\$0	0.0%
<b>Total Capital Funds Expended</b>	<b>\$39,045</b>	<b>100.0%</b>

**Operating Funding Sources**



**Capital Funding Sources**



**Performance Measure Targets - 2021**

Performance Measure - Asset Type - Target % not in State of Good Repair  
 Facility - Administrative / Maintenance Facilities - 10%  
 Facility - Passenger / Parking Facilities - 0%  
 Rolling Stock - AO - Automobile - 100%  
 Rolling Stock - CU - Cutaway - 63%  
 Rolling Stock - MV - Minivan - 76%  
 Rolling Stock - VN - Van - 95%

**Modal Characteristics**

**Operation Characteristics**

**Vehicles Operated at Maximum Service**

Mode	Directly Operated	Purchased Transportation	Operating Expenses	Fare Revenues	Uses of Capital Funds	Annual Unlinked Trips	Annual Vehicle Revenue Miles	Annual Vehicle Revenue Hours
Demand Response	8	-	\$555,037	\$15,317	\$39,045	19,412	77,615	7,900
<b>Total</b>	<b>8</b>	<b>-</b>	<b>\$555,037</b>	<b>\$15,317</b>	<b>\$39,045</b>	<b>19,412</b>	<b>77,615</b>	<b>7,900</b>

**Performance Measures**

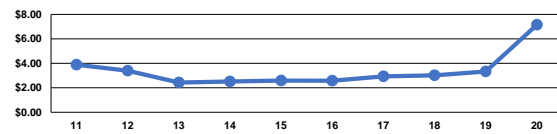
**Service Efficiency**

Mode	Operating Expenses per Vehicle Revenue Mile	Operating Expenses per Vehicle Revenue Hour
Demand Response	\$7.15	\$70.26
<b>Total</b>	<b>\$7.15</b>	<b>\$70.26</b>

**Service Effectiveness**

Mode	Operating Expenses per Unlinked Passenger Trip	Unlinked Trips per Vehicle Revenue Mile	Unlinked Trips per Vehicle Revenue Hour
Demand Response	\$28.59	0.3	2.5
<b>Total</b>	<b>\$28.59</b>	<b>0.3</b>	<b>2.5</b>

Operating Expense per Vehicle Revenue Mile: Agency Total



Unlinked Passenger Trips per Vehicle Revenue Mile: Agency Total

