

General Information

Service Consumption

26,907 Annual Unlinked Trips (UPT)

Service Supplied

208,844 Annual Vehicle Revenue Miles (VRM)
17,054 Annual Vehicle Revenue Hours (VRH)

Summary of Operating Expenses (OE)

\$499,508 Total Operating Expenses

Database Information

NTDID: 5R02-50454
Reporter Type: Rural General Public Transit
Asset Type: Tier II
Sponsor NTDID: 5R02

Assets

Revenue Vehicles 14
Service Vehicles -
Facilities 2

Financial Information

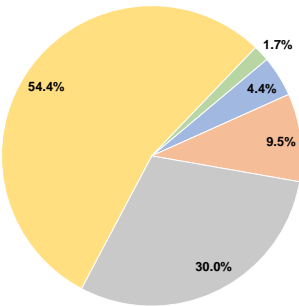
Sources of Operating Funds Expended

Fare Revenues	\$21,969	4.4%
Local Funds	\$47,304	9.5%
State Funds	\$149,809	30.0%
Federal Assistance	\$271,805	54.4%
Other Funds	\$8,621	1.7%
Total Operating Funds Expended	\$499,508	100.0%

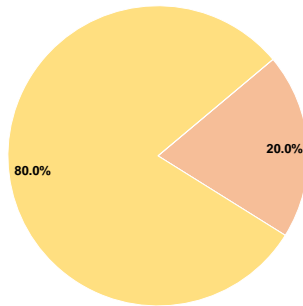
Sources of Capital Funds Expended

Fare Revenues	\$0	0.0%
Local Funds	\$14,803	20.0%
State Funds	\$0	0.0%
Federal Assistance	\$59,215	80.0%
Other Funds	\$0	0.0%
Total Capital Funds Expended	\$74,018	100.0%

Operating Funding Sources



Capital Funding Sources



Performance Measure Targets - 2021

Performance Measure - Asset Type - Target % not in State of Good Repair
Facility - Administrative / Maintenance Facilities - 10%
Facility - Passenger / Parking Facilities - 0%
Rolling Stock - AO - Automobile - 100%
Rolling Stock - CU - Cutaway - 63%
Rolling Stock - MV - Minivan - 76%
Rolling Stock - VN - Van - 95%

Modal Characteristics

Operation Characteristics

Vehicles Operated
at Maximum Service

Mode	Directly Operated	Purchased Transportation	Operating Expenses	Fare Revenues	Uses of Capital Funds	Annual Unlinked Trips	Annual Vehicle Revenue Miles	Annual Vehicle Revenue Hours
Demand Response	10	-	\$499,508	\$21,969	\$74,018	26,907	208,844	17,054
Total	10	-	\$499,508	\$21,969	\$74,018	26,907	208,844	17,054

Performance Measures

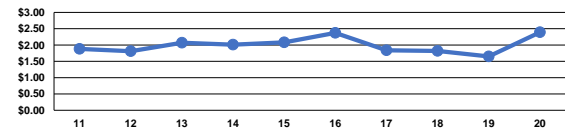
Service Efficiency

Mode	Operating Expenses per Vehicle Revenue Mile	Operating Expenses per Vehicle Revenue Hour
Demand Response	\$2.39	\$29.29
Total	\$2.39	\$29.29

Service Effectiveness

Mode	Operating Expenses per Unlinked Passenger Trip	Unlinked Trips per Vehicle Revenue Mile	Unlinked Trips per Vehicle Revenue Hour
Demand Response	\$18.56	0.1	1.6
Total	\$18.56	0.1	1.6

Operating Expense per Vehicle Revenue Mile: Agency Total



Unlinked Passenger Trips per Vehicle Revenue
Mile: Agency Total

