

**General Information**

**Service Consumption**

13,044 Annual Unlinked Trips (UPT)

**Service Supplied**

153,457 Annual Vehicle Revenue Miles (VRM)  
 6,220 Annual Vehicle Revenue Hours (VRH)

**Summary of Operating Expenses (OE)**

\$408,989 Total Operating Expenses

**Database Information**

NTDID: 5R02-50483  
 Reporter Type: Rural General Public Transit  
 Asset Type: Tier II  
 Sponsor NTDID: 5R02

**Assets**

Revenue Vehicles 17  
 Service Vehicles -  
 Facilities 1

**Financial Information**

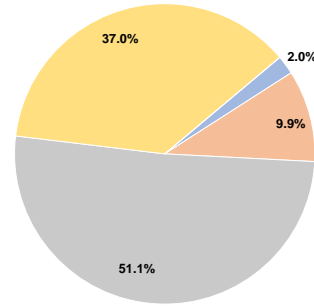
**Sources of Operating Funds Expended**

Fare Revenues	\$8,338	2.0%
Local Funds	\$40,449	9.9%
State Funds	\$208,956	51.1%
Federal Assistance	\$151,246	37.0%
Other Funds	\$0	0.0%
<b>Total Operating Funds Expended</b>	<b>\$408,989</b>	<b>100.0%</b>

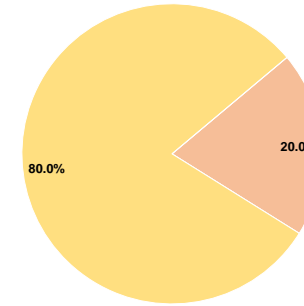
**Sources of Capital Funds Expended**

Fare Revenues	\$0	0.0%
Local Funds	\$7,375	20.0%
State Funds	\$0	0.0%
Federal Assistance	\$29,499	80.0%
Other Funds	\$0	0.0%
<b>Total Capital Funds Expended</b>	<b>\$36,874</b>	<b>100.0%</b>

**Operating Funding Sources**



**Capital Funding Sources**



**Performance Measure Targets - 2021**

Performance Measure - Asset Type - Target % not in State of Good Repair  
 Facility - Administrative / Maintenance Facilities - 10%  
 Facility - Passenger / Parking Facilities - 0%  
 Rolling Stock - AO - Automobile - 100%  
 Rolling Stock - CU - Cutaway - 63%  
 Rolling Stock - MV - Minivan - 76%  
 Rolling Stock - VN - Van - 95%

**Modal Characteristics**

**Operation Characteristics**

**Vehicles Operated at Maximum Service**

Mode	Directly Operated	Purchased Transportation	Operating Expenses	Fare Revenues	Uses of Capital Funds	Annual Unlinked Trips	Annual Vehicle Revenue Miles	Annual Vehicle Revenue Hours
Demand Response	9	-	\$408,989	\$8,338	\$36,874	13,044	153,457	6,220
<b>Total</b>	<b>9</b>	<b>-</b>	<b>\$408,989</b>	<b>\$8,338</b>	<b>\$36,874</b>	<b>13,044</b>	<b>153,457</b>	<b>6,220</b>

**Performance Measures**

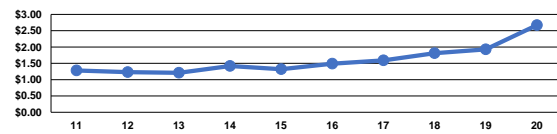
**Service Efficiency**

Mode	Operating Expenses per Vehicle Revenue Mile	Operating Expenses per Vehicle Revenue Hour
Demand Response	\$2.67	\$65.75
<b>Total</b>	<b>\$2.67</b>	<b>\$65.75</b>

**Service Effectiveness**

Mode	Operating Expenses per Unlinked Passenger Trip	Unlinked Trips per Vehicle Revenue Mile	Unlinked Trips per Vehicle Revenue Hour
Demand Response	\$31.35	0.1	2.1
<b>Total</b>	<b>\$31.35</b>	<b>0.1</b>	<b>2.1</b>

Operating Expense per Vehicle Revenue Mile: Agency Total



Unlinked Passenger Trips per Vehicle Revenue Mile: Agency Total

