

**General Information**

**Service Consumption**

12,597 Annual Unlinked Trips (UPT)

**Service Supplied**

84,932 Annual Vehicle Revenue Miles (VRM)  
 8,992 Annual Vehicle Revenue Hours (VRH)

**Summary of Operating Expenses (OE)**

\$213,138 Total Operating Expenses

**Database Information**

NTDID: 5R02-50484  
 Reporter Type: Rural General Public Transit  
 Asset Type: Tier II  
 Sponsor NTDID: 5R02

**Assets**

Revenue Vehicles 11  
 Service Vehicles -  
 Facilities 2

**Financial Information**

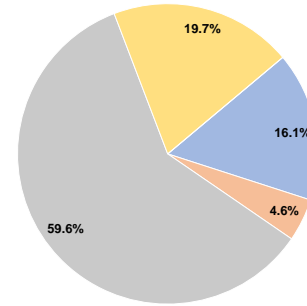
**Sources of Operating Funds Expended**

Fare Revenues	\$34,285	16.1%
Local Funds	\$9,803	4.6%
State Funds	\$127,077	59.6%
Federal Assistance	\$41,973	19.7%
Other Funds	\$0	0.0%
<b>Total Operating Funds Expended</b>	<b>\$213,138</b>	<b>100.0%</b>

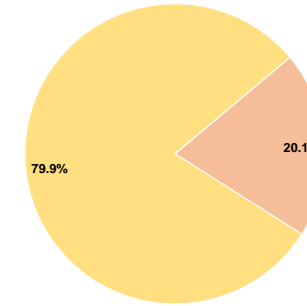
**Sources of Capital Funds Expended**

Fare Revenues	\$0	0.0%
Local Funds	\$22,260	20.1%
State Funds	\$0	0.0%
Federal Assistance	\$88,497	79.9%
Other Funds	\$0	0.0%
<b>Total Capital Funds Expended</b>	<b>\$110,757</b>	<b>100.0%</b>

**Operating Funding Sources**



**Capital Funding Sources**



**Performance Measure Targets - 2021**

Performance Measure - Asset Type - Target % not in State of Good Repair  
 Facility - Administrative / Maintenance Facilities - 10%  
 Facility - Passenger / Parking Facilities - 0%  
 Rolling Stock - AO - Automobile - 100%  
 Rolling Stock - CU - Cutaway - 63%  
 Rolling Stock - MV - Minivan - 76%  
 Rolling Stock - VN - Van - 95%

**Modal Characteristics**

**Operation Characteristics**

**Vehicles Operated at Maximum Service**

Mode	Directly Operated	Purchased Transportation	Operating Expenses	Fare Revenues	Uses of Capital Funds	Annual Unlinked Trips	Annual Vehicle Revenue Miles	Annual Vehicle Revenue Hours
Demand Response	8	-	\$213,138	\$34,285	\$110,757	12,597	84,932	8,992
<b>Total</b>	<b>8</b>	<b>-</b>	<b>\$213,138</b>	<b>\$34,285</b>	<b>\$110,757</b>	<b>12,597</b>	<b>84,932</b>	<b>8,992</b>

**Performance Measures**

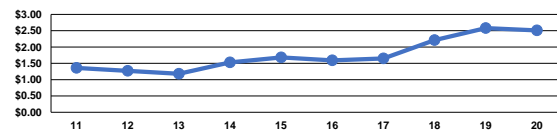
**Service Efficiency**

Mode	Operating Expenses per Vehicle Revenue Mile	Operating Expenses per Vehicle Revenue Hour
Demand Response	\$2.51	\$23.70
<b>Total</b>	<b>\$2.51</b>	<b>\$23.70</b>

**Service Effectiveness**

Mode	Operating Expenses per Unlinked Passenger Trip	Unlinked Trips per Vehicle Revenue Mile	Unlinked Trips per Vehicle Revenue Hour
Demand Response	\$16.92	0.1	1.4
<b>Total</b>	<b>\$16.92</b>	<b>0.1</b>	<b>1.4</b>

Operating Expense per Vehicle Revenue Mile: Agency Total



Unlinked Passenger Trips per Vehicle Revenue Mile: Agency Total

