

General Information

Service Consumption

4,832 Annual Unlinked Trips (UPT)

Service Supplied

45,669 Annual Vehicle Revenue Miles (VRM)
3,325 Annual Vehicle Revenue Hours (VRH)

Summary of Operating Expenses (OE)

\$204,896 Total Operating Expenses

Database Information

NTDID: 5R02-50493
Reporter Type: Rural General Public Transit
Asset Type: Tier II
Sponsor NTDID: 5R02

Assets

Revenue Vehicles 8
Service Vehicles -
Facilities 1

Financial Information

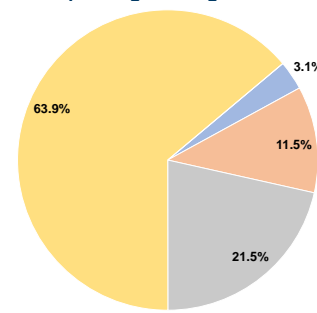
Sources of Operating Funds Expended

Fare Revenues	\$6,449	3.1%
Local Funds	\$23,496	11.5%
State Funds	\$44,016	21.5%
Federal Assistance	\$130,935	63.9%
Other Funds	\$0	0.0%
Total Operating Funds Expended	\$204,896	100.0%

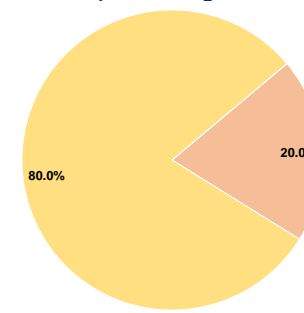
Sources of Capital Funds Expended

Fare Revenues	\$0	0.0%
Local Funds	\$10,119	20.0%
State Funds	\$0	0.0%
Federal Assistance	\$40,560	80.0%
Other Funds	\$0	0.0%
Total Capital Funds Expended	\$50,679	100.0%

Operating Funding Sources



Capital Funding Sources



Performance Measure Targets - 2021

Performance Measure - Asset Type - Target % not in State of Good Repair
Facility - Administrative / Maintenance Facilities - 10%
Facility - Passenger / Parking Facilities - 0%
Rolling Stock - AO - Automobile - 100%
Rolling Stock - CU - Cutaway - 63%
Rolling Stock - MV - Minivan - 76%
Rolling Stock - VN - Van - 95%

Modal Characteristics

Operation Characteristics

Vehicles Operated at Maximum Service

Mode	Directly Operated	Purchased Transportation	Operating Expenses	Fare Revenues	Uses of Capital Funds	Annual Unlinked Trips	Annual Vehicle Revenue Miles	Annual Vehicle Revenue Hours
Demand Response	5	-	\$204,896	\$6,449	\$50,679	4,832	45,669	3,325
Total	5	-	\$204,896	\$6,449	\$50,679	4,832	45,669	3,325

Performance Measures

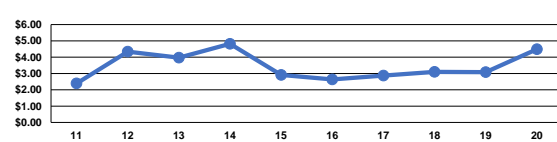
Service Efficiency

Mode	Operating Expenses per Vehicle Revenue Mile	Operating Expenses per Vehicle Revenue Hour
Demand Response	\$4.49	\$61.62
Total	\$4.49	\$61.62

Service Effectiveness

Mode	Operating Expenses per Unlinked Passenger Trip	Unlinked Trips per Vehicle Revenue Mile	Unlinked Trips per Vehicle Revenue Hour
Demand Response	\$42.40	0.1	1.5
Total	\$42.40	0.1	1.5

Operating Expense per Vehicle Revenue Mile: Agency Total



Unlinked Passenger Trips per Vehicle Revenue Mile: Agency Total

