

**General Information**

**Service Consumption**

26,417 Annual Unlinked Trips (UPT)

**Service Supplied**

102,814 Annual Vehicle Revenue Miles (VRM)  
 13,220 Annual Vehicle Revenue Hours (VRH)

**Summary of Operating Expenses (OE)**

\$411,024 Total Operating Expenses

**Database Information**

NTDID: 5R02-50499  
 Reporter Type: Rural General Public Transit  
 Asset Type: Tier II  
 Sponsor NTDID: 5R02

**Assets**

Revenue Vehicles 12  
 Service Vehicles -  
 Facilities 1

**Financial Information**

**Sources of Operating Funds Expended**

Fare Revenues	\$11,298	2.7%
Local Funds	\$38,505	9.4%
State Funds	\$172,270	41.9%
Federal Assistance	\$188,951	46.0%
Other Funds	\$0	0.0%

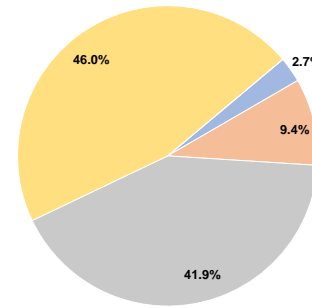
Total Operating Funds Expended \$411,024 100.0%

**Sources of Capital Funds Expended**

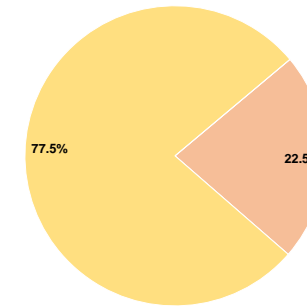
Fare Revenues	\$0	0.0%
Local Funds	\$13,058	22.5%
State Funds	\$0	0.0%
Federal Assistance	\$44,960	77.5%
Other Funds	\$0	0.0%

Total Capital Funds Expended \$58,018 100.0%

**Operating Funding Sources**



**Capital Funding Sources**



**Performance Measure Targets - 2021**

Performance Measure - Asset Type - Target % not in State of Good Repair  
 Facility - Administrative / Maintenance Facilities - 10%  
 Facility - Passenger / Parking Facilities - 0%  
 Rolling Stock - AO - Automobile - 100%  
 Rolling Stock - CU - Cutaway - 63%  
 Rolling Stock - MV - Minivan - 76%  
 Rolling Stock - VN - Van - 95%

**Modal Characteristics**

**Operation Characteristics**

**Vehicles Operated at Maximum Service**

Mode	Directly Operated	Purchased Transportation	Operating Expenses	Fare Revenues	Uses of Capital Funds	Annual Unlinked Trips	Annual Vehicle Revenue Miles	Annual Vehicle Revenue Hours
Demand Response	9	-	\$411,024	\$11,298	\$58,018	26,417	102,814	13,220
<b>Total</b>	<b>9</b>	<b>-</b>	<b>\$411,024</b>	<b>\$11,298</b>	<b>\$58,018</b>	<b>26,417</b>	<b>102,814</b>	<b>13,220</b>

**Performance Measures**

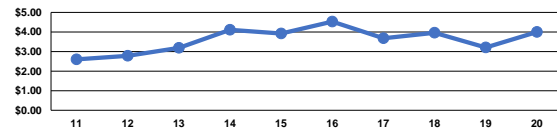
**Service Efficiency**

Mode	Operating Expenses per Vehicle Revenue Mile	Operating Expenses per Vehicle Revenue Hour
Demand Response	\$4.00	\$31.09
<b>Total</b>	<b>\$4.00</b>	<b>\$31.09</b>

**Service Effectiveness**

Mode	Operating Expenses per Unlinked Passenger Trip	Unlinked Trips per Vehicle Revenue Mile	Unlinked Trips per Vehicle Revenue Hour
Demand Response	\$15.56	0.3	2.0
<b>Total</b>	<b>\$15.56</b>	<b>0.3</b>	<b>2.0</b>

Operating Expense per Vehicle Revenue Mile: Agency Total



Unlinked Passenger Trips per Vehicle Revenue Mile: Agency Total

