http://www.hillsdalecounty.info/government0074.as
97 N Broad St
Hillsdale, Mi 49242-1617

Hillsdale Dial-A-Ride
2020 Annual Agency Profile

General Information

Service Consumption

20,404 **Annual Unlinked Trips (UPT)**

Service Supplied

43,455 **Annual Vehicle Revenue Miles (VRM)**
4,531 **Annual Vehicle Revenue Hours (VRH)**

Summary of Operating Expenses (OE)

$316,468 **Total Operating Expenses**

Database Information

NTDID: 5R03-50268
Reporter Type: Rural General Public Transit
Asset Type: Tier II
Sponsor NTDID: 5R03

Assets

Revenue Vehicles	4
Service Vehicles	-
Facilities	1

Financial Information

Sources of Operating Funds Expended

Fare Revenues	$38,140	12.1%
Local Funds	$47,966	15.2%
State Funds	$116,434	36.8%
Federal Assistance	$113,928	36.0%
Other Funds	$0	0.0%
Total Operating Funds Expended	**$316,468**	100.0%

Sources of Capital Funds Expended

Fare Revenues	$0	0.0%
Local Funds	$0	0.0%
State Funds	$24,456	20.0%
Federal Assistance	$97,824	80.0%
Other Funds	$0	0.0%
Total Capital Funds Expended	**$122,280**	100.0%

Operating Funding Sources

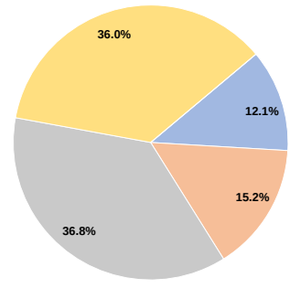

Capital Funding Sources

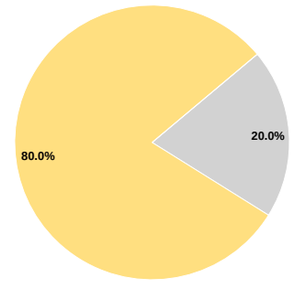

Performance Measure Targets - 2021

Performance Measure - Asset Type - Target % not in State of Good Repair
Equipment - Automobiles - 62%
Equipment - Trucks and other Rubber Tire Vehicles - 44%
Facility - Administrative / Maintenance Facilities - 3%
Facility - Passenger / Parking Facilities - 3%
Rolling Stock - AO - Automobile - 10%
Rolling Stock - BU - Bus - 13%
Rolling Stock - CU - Cutaway - 6%
Rolling Stock - FB - Ferryboat - 40%
Rolling Stock - MV - Minivan - 19%
Rolling Stock - SB - School Bus - 15%
Rolling Stock - SV - Sports Utility Vehicle - 10%
Rolling Stock - VN - Van - 20%

Modal Characteristics

Operation Characteristics

	Vehicles Operated at Maximum Service							
Mode	**Directly Operated**	**Purchased Transportation**	**Operating Expenses**	**Fare Revenues**	**Uses of Capital Funds**	**Annual Unlinked Trips**	**Annual Vehicle Revenue Miles**	**Annual Vehicle Revenue Hours**
Demand Response	3	-	$316,468	$38,140	$122,280	20,404	43,455	4,531
Total	**3**	**-**	**$316,468**	**$38,140**	**$122,280**	**20,404**	**43,455**	**4,531**

Performance Measures

	Service Efficiency	
Mode	**Operating Expenses per Vehicle Revenue Mile**	**Operating Expenses per Vehicle Revenue Hour**
Demand Response	$7.28	$69.85
Total	**$7.28**	**$69.85**

	Service Effectiveness		
Mode	**Operating Expenses per Unlinked Passenger Trip**	**Unlinked Trips per Vehicle Revenue Mile**	**Unlinked Trips per Vehicle Revenue Hour**
Demand Response	$15.51	0.5	4.5
Total	**$15.51**	**0.5**	**4.5**

Operating Expense per Vehicle Revenue Mile: Agency Total

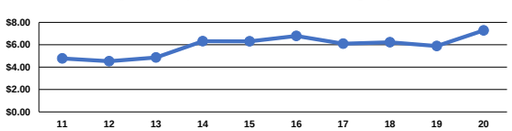
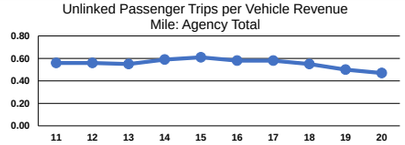
Unlinked Passenger Trips per Vehicle Revenue Mile: Agency Total