

**General Information**

**Service Consumption**

23,938 Annual Unlinked Trips (UPT)

**Service Supplied**

130,720 Annual Vehicle Revenue Miles (VRM)  
 6,605 Annual Vehicle Revenue Hours (VRH)

**Summary of Operating Expenses (OE)**

\$406,109 Total Operating Expenses

**Database Information**

NTDID: 5R04-50448  
 Reporter Type: Rural General Public Transit  
 Asset Type: Tier II  
 Sponsor NTDID: 5R04

**Assets**

Revenue Vehicles 6  
 Service Vehicles -  
 Facilities 1

**Financial Information**

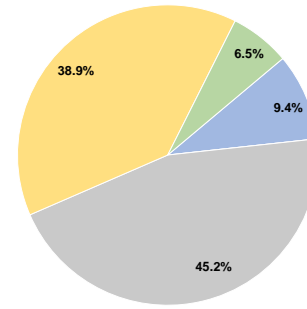
**Sources of Operating Funds Expended**

Fare Revenues	\$38,118	9.4%
Local Funds	\$0	0.0%
State Funds	\$183,605	45.2%
Federal Assistance	\$158,091	38.9%
Other Funds	\$26,295	6.5%
<b>Total Operating Funds Expended</b>	<b>\$406,109</b>	<b>100.0%</b>

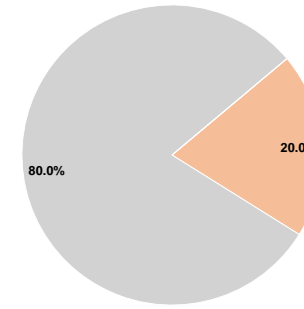
**Sources of Capital Funds Expended**

Fare Revenues	\$0	0.0%
Local Funds	\$16,122	20.0%
State Funds	\$64,489	80.0%
Federal Assistance	\$0	0.0%
Other Funds	\$0	0.0%
<b>Total Capital Funds Expended</b>	<b>\$80,611</b>	<b>100.0%</b>

**Operating Funding Sources**



**Capital Funding Sources**



**Performance Measure Targets - 2021**

Performance Measure - Asset Type - Target % not in State of Good Repair  
 Equipment - Automobiles - 10%  
 Equipment - Trucks and other Rubber Tire Vehicles - 10%  
 Facility - Administrative / Maintenance Facilities - 10%  
 Facility - Passenger / Parking Facilities - 10%  
 Rolling Stock - CU - Cutaway - 10%  
 Rolling Stock - VN - Van - 10%

**Modal Characteristics**

**Operation Characteristics**

**Vehicles Operated at Maximum Service**

Mode	Directly Operated	Purchased Transportation	Operating Expenses	Fare Revenues	Uses of Capital Funds	Annual Unlinked Trips	Annual Vehicle Revenue Miles	Annual Vehicle Revenue Hours
Demand Response	3	-	\$406,109	\$38,118	\$80,611	23,938	130,720	6,605
<b>Total</b>	<b>3</b>	<b>-</b>	<b>\$406,109</b>	<b>\$38,118</b>	<b>\$80,611</b>	<b>23,938</b>	<b>130,720</b>	<b>6,605</b>

**Performance Measures**

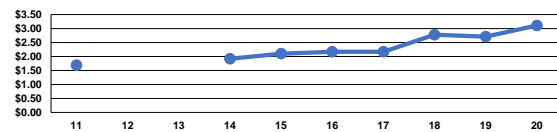
**Service Efficiency**

Mode	Operating Expenses per Vehicle Revenue Mile	Operating Expenses per Vehicle Revenue Hour
Demand Response	\$3.11	\$61.49
<b>Total</b>	<b>\$3.11</b>	<b>\$61.49</b>

**Service Effectiveness**

Mode	Operating Expenses per Unlinked Passenger Trip	Unlinked Trips per Vehicle Revenue Mile	Unlinked Trips per Vehicle Revenue Hour
Demand Response	\$16.97	0.2	3.6
<b>Total</b>	<b>\$16.97</b>	<b>0.2</b>	<b>3.6</b>

Operating Expense per Vehicle Revenue Mile: Agency Total



Unlinked Passenger Trips per Vehicle Revenue Mile: Agency Total

