

**General Information**

**Service Consumption**

109,422 Annual Unlinked Trips (UPT)

**Service Supplied**

439,535 Annual Vehicle Revenue Miles (VRM)  
 36,121 Annual Vehicle Revenue Hours (VRH)

**Summary of Operating Expenses (OE)**

\$2,847,729 Total Operating Expenses

**Database Information**

NTDID: 5R04-50474  
 Reporter Type: Rural General Public Transit  
 Asset Type: Tier II  
 Sponsor NTDID: 5R04

**Assets**

Revenue Vehicles 26  
 Service Vehicles -  
 Facilities 3

**Financial Information**

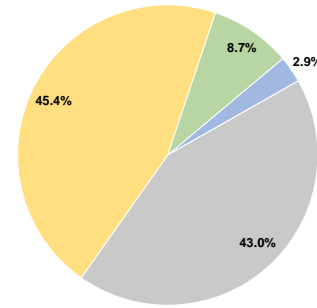
**Sources of Operating Funds Expended**

Fare Revenues	\$82,445	2.9%
Local Funds	\$0	0.0%
State Funds	\$1,224,123	43.0%
Federal Assistance	\$1,292,389	45.4%
Other Funds	\$248,772	8.7%
<b>Total Operating Funds Expended</b>	<b>\$2,847,729</b>	<b>100.0%</b>

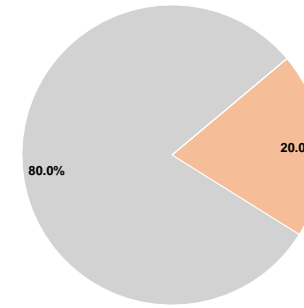
**Sources of Capital Funds Expended**

Fare Revenues	\$0	0.0%
Local Funds	\$135,329	20.0%
State Funds	\$541,315	80.0%
Federal Assistance	\$0	0.0%
Other Funds	\$0	0.0%
<b>Total Capital Funds Expended</b>	<b>\$676,644</b>	<b>100.0%</b>

**Operating Funding Sources**



**Capital Funding Sources**



**Performance Measure Targets - 2021**

Performance Measure - Asset Type - Target % not in State of Good Repair  
 Equipment - Automobiles - 10%  
 Equipment - Trucks and other Rubber Tire Vehicles - 10%  
 Facility - Administrative / Maintenance Facilities - 10%  
 Facility - Passenger / Parking Facilities - 10%  
 Rolling Stock - CU - Cutaway - 10%  
 Rolling Stock - VN - Van - 10%

**Modal Characteristics**

**Operation Characteristics**

**Vehicles Operated at Maximum Service**

Mode	Directly Operated	Purchased Transportation	Operating Expenses	Fare Revenues	Uses of Capital Funds	Annual Unlinked Trips	Annual Vehicle Revenue Miles	Annual Vehicle Revenue Hours
Demand Response	10	-	\$1,366,682	\$30,633	\$676,644	60,606	203,870	20,467
Bus	15	-	\$1,481,047	\$51,812	\$0	48,816	235,665	15,654
<b>Total</b>	<b>25</b>	<b>-</b>	<b>\$2,847,729</b>	<b>\$82,445</b>	<b>\$676,644</b>	<b>109,422</b>	<b>439,535</b>	<b>36,121</b>

**Performance Measures**

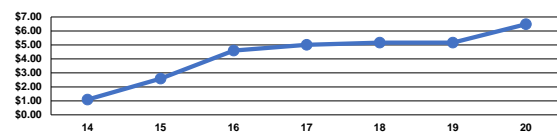
**Service Efficiency**

Mode	Operating Expenses per Vehicle Revenue Mile	Operating Expenses per Vehicle Revenue Hour
Demand Response	\$6.70	\$66.77
Bus	\$6.28	\$94.61
<b>Total</b>	<b>\$6.48</b>	<b>\$78.84</b>

**Service Effectiveness**

Mode	Operating Expenses per Unlinked Passenger Trip	Unlinked Trips per Vehicle Revenue Mile	Unlinked Trips per Vehicle Revenue Hour
Demand Response	\$22.55	0.3	3.0
Bus	\$30.34	0.2	3.1
<b>Total</b>	<b>\$26.03</b>	<b>0.2</b>	<b>3.0</b>

Operating Expense per Vehicle Revenue Mile: Agency Total



Unlinked Passenger Trips per Vehicle Revenue Mile: Agency Total

