

**General Information**

**Service Consumption**

192,765 Annual Unlinked Trips (UPT)

**Service Supplied**

685,799 Annual Vehicle Revenue Miles (VRM)  
 45,792 Annual Vehicle Revenue Hours (VRH)

**Summary of Operating Expenses (OE)**

\$2,905,241 Total Operating Expenses

**Database Information**

NTDID: 5R04-55314  
 Reporter Type: Rural General Public Transit  
 Asset Type: Tier II  
 Sponsor NTDID: 5R04

**Assets**

Revenue Vehicles 42  
 Service Vehicles 1  
 Facilities 2

**Financial Information**

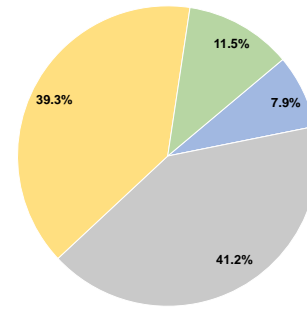
**Sources of Operating Funds Expended**

Fare Revenues	\$230,932	7.9%
Local Funds	\$0	0.0%
State Funds	\$1,197,373	41.2%
Federal Assistance	\$1,142,347	39.3%
Other Funds	\$334,589	11.5%
<b>Total Operating Funds Expended</b>	<b>\$2,905,241</b>	<b>100.0%</b>

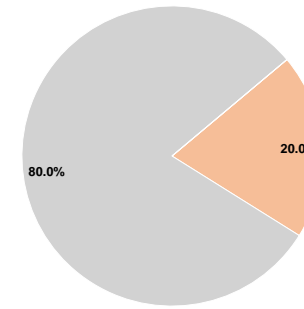
**Sources of Capital Funds Expended**

Fare Revenues	\$0	0.0%
Local Funds	\$140,003	20.0%
State Funds	\$560,012	80.0%
Federal Assistance	\$0	0.0%
Other Funds	\$0	0.0%
<b>Total Capital Funds Expended</b>	<b>\$700,015</b>	<b>100.0%</b>

**Operating Funding Sources**



**Capital Funding Sources**



**Performance Measure Targets - 2021**

Performance Measure - Asset Type - Target % not in State of Good Repair  
 Equipment - Automobiles - 10%  
 Equipment - Trucks and other Rubber Tire Vehicles - 10%  
 Facility - Administrative / Maintenance Facilities - 10%  
 Facility - Passenger / Parking Facilities - 10%  
 Rolling Stock - CU - Cutaway - 10%  
 Rolling Stock - VN - Van - 10%

**Modal Characteristics**

**Operation Characteristics**

**Vehicles Operated at Maximum Service**

Mode	Directly Operated	Purchased Transportation	Operating Expenses	Fare Revenues	Uses of Capital Funds	Annual Unlinked Trips	Annual Vehicle Revenue Miles	Annual Vehicle Revenue Hours
Demand Response	27	-	\$2,433,996	\$203,082	\$700,015	162,422	550,034	36,016
Bus	5	-	\$471,245	\$27,850	\$0	30,343	135,765	9,776
<b>Total</b>	<b>32</b>	<b>-</b>	<b>\$2,905,241</b>	<b>\$230,932</b>	<b>\$700,015</b>	<b>192,765</b>	<b>685,799</b>	<b>45,792</b>

**Performance Measures**

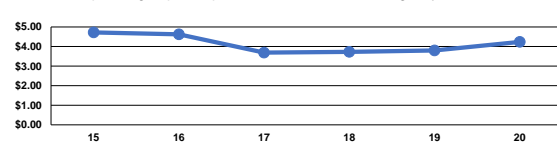
**Service Efficiency**

Mode	Operating Expenses per Vehicle Revenue Mile	Operating Expenses per Vehicle Revenue Hour
Demand Response	\$4.43	\$67.58
Bus	\$3.47	\$48.20
<b>Total</b>	<b>\$4.24</b>	<b>\$63.44</b>

**Service Effectiveness**

Mode	Operating Expenses per Unlinked Passenger Trip	Unlinked Trips per Vehicle Revenue Mile	Unlinked Trips per Vehicle Revenue Hour
Demand Response	\$14.99	0.3	4.5
Bus	\$15.53	0.2	3.1
<b>Total</b>	<b>\$15.07</b>	<b>0.3</b>	<b>4.2</b>

Operating Expense per Vehicle Revenue Mile: Agency Total



Unlinked Passenger Trips per Vehicle Revenue Mile: Agency Total

