

**General Information**

**Service Consumption**

12,726 Annual Unlinked Trips (UPT)

**Service Supplied**

180,620 Annual Vehicle Revenue Miles (VRM)  
 14,740 Annual Vehicle Revenue Hours (VRH)

**Summary of Operating Expenses (OE)**

\$398,370 Total Operating Expenses

**Database Information**

NTDID: 5R05-50284  
 Reporter Type: Rural General Public Transit  
 Asset Type: Tier II  
 Sponsor NTDID: 5R05

**Assets**

Revenue Vehicles 13  
 Service Vehicles -  
 Facilities -

**Financial Information**

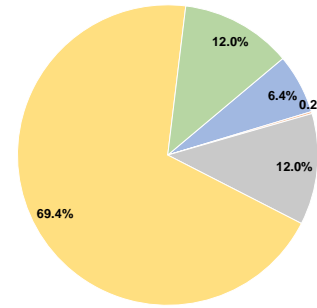
**Sources of Operating Funds Expended**

Fare Revenues	\$25,638	6.4%
Local Funds	\$870	0.2%
State Funds	\$47,751	12.0%
Federal Assistance	\$276,431	69.4%
Other Funds	\$47,680	12.0%
<b>Total Operating Funds Expended</b>	<b>\$398,370</b>	<b>100.0%</b>

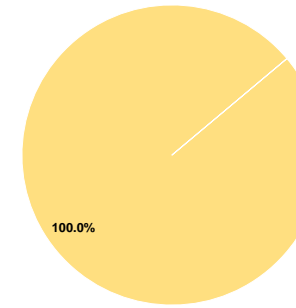
**Sources of Capital Funds Expended**

Fare Revenues	\$0	0.0%
Local Funds	\$0	0.0%
State Funds	\$0	0.0%
Federal Assistance	\$117,592	100.0%
Other Funds	\$0	0.0%
<b>Total Capital Funds Expended</b>	<b>\$117,592</b>	<b>100.0%</b>

**Operating Funding Sources**



**Capital Funding Sources**



**Performance Measure Targets - 2021**

- Performance Measure - Asset Type - Target % not in State of Good Repair
- Equipment - Automobiles - 30%
- Equipment - Trucks and other Rubber Tire Vehicles - 0%
- Facility - Administrative / Maintenance Facilities - 30%
- Facility - Passenger / Parking Facilities - 0%
- Rolling Stock - AO - Automobile - 30%
- Rolling Stock - BU - Bus - 21%
- Rolling Stock - CU - Cutaway - 2%
- Rolling Stock - MV - Minivan - 10%
- Rolling Stock - SV - Sports Utility Vehicle - 30%
- Rolling Stock - VN - Van - 10%

**Modal Characteristics**

**Operation Characteristics**

**Vehicles Operated at Maximum Service**

Mode	Directly Operated	Purchased Transportation	Operating Expenses	Fare Revenues	Uses of Capital Funds	Annual Unlinked Trips	Annual Vehicle Revenue Miles	Annual Vehicle Revenue Hours
Demand Response	9	-	\$398,370	\$25,638	\$117,592	12,726	180,620	14,740
<b>Total</b>	<b>9</b>	<b>-</b>	<b>\$398,370</b>	<b>\$25,638</b>	<b>\$117,592</b>	<b>12,726</b>	<b>180,620</b>	<b>14,740</b>

**Performance Measures**

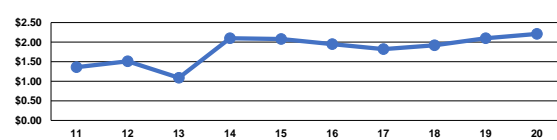
**Service Efficiency**

Mode	Operating Expenses per Vehicle Revenue Mile	Operating Expenses per Vehicle Revenue Hour
Demand Response	\$2.21	\$27.03
<b>Total</b>	<b>\$2.21</b>	<b>\$27.03</b>

**Service Effectiveness**

Mode	Operating Expenses per Unlinked Passenger Trip	Unlinked Trips per Vehicle Revenue Mile	Unlinked Trips per Vehicle Revenue Hour
Demand Response	\$31.30	0.1	0.9
<b>Total</b>	<b>\$31.30</b>	<b>0.1</b>	<b>0.9</b>

Operating Expense per Vehicle Revenue Mile: Agency Total



Unlinked Passenger Trips per Vehicle Revenue Mile: Agency Total

