

General Information

Service Consumption

44,920 Annual Unlinked Trips (UPT)

Service Supplied

682,128 Annual Vehicle Revenue Miles (VRM)
30,388 Annual Vehicle Revenue Hours (VRH)

Summary of Operating Expenses (OE)

\$1,642,580 Total Operating Expenses

Database Information

NTDID: 5R05-50343
Reporter Type: Rural General Public Transit
Asset Type: Tier II
Sponsor NTDID: 5R05

Assets

Revenue Vehicles 32
Service Vehicles -
Facilities 1

Financial Information

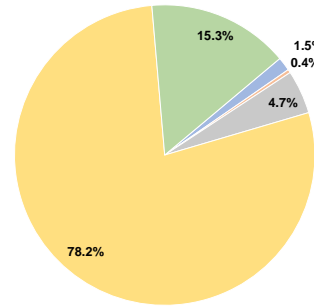
Sources of Operating Funds Expended

Fare Revenues	\$24,417	1.5%
Local Funds	\$5,976	0.4%
State Funds	\$77,159	4.7%
Federal Assistance	\$1,284,405	78.2%
Other Funds	\$250,623	15.3%
Total Operating Funds Expended	\$1,642,580	100.0%

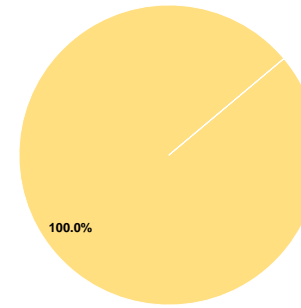
Sources of Capital Funds Expended

Fare Revenues	\$0	0.0%
Local Funds	\$0	0.0%
State Funds	\$0	0.0%
Federal Assistance	\$210,762	100.0%
Other Funds	\$0	0.0%
Total Capital Funds Expended	\$210,762	100.0%

Operating Funding Sources



Capital Funding Sources



Performance Measure Targets - 2021

- Performance Measure - Asset Type - Target % not in State of Good Repair
- Equipment - Automobiles - 30%
- Equipment - Trucks and other Rubber Tire Vehicles - 0%
- Facility - Administrative / Maintenance Facilities - 30%
- Facility - Passenger / Parking Facilities - 0%
- Rolling Stock - AO - Automobile - 30%
- Rolling Stock - BU - Bus - 21%
- Rolling Stock - CU - Cutaway - 2%
- Rolling Stock - MV - Minivan - 10%
- Rolling Stock - SV - Sports Utility Vehicle - 30%
- Rolling Stock - VN - Van - 10%

Modal Characteristics

Operation Characteristics

Vehicles Operated at Maximum Service

Mode	Directly Operated	Purchased Transportation	Operating Expenses	Fare Revenues	Uses of Capital Funds	Annual Unlinked Trips	Annual Vehicle Revenue Miles	Annual Vehicle Revenue Hours
Demand Response	24	-	\$1,642,580	\$24,417	\$210,762	44,920	682,128	30,388
Total	24	-	\$1,642,580	\$24,417	\$210,762	44,920	682,128	30,388

Performance Measures

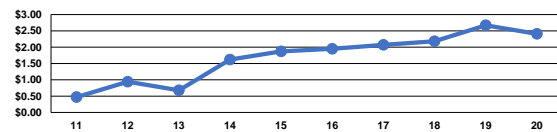
Service Efficiency

Mode	Operating Expenses per Vehicle Revenue Mile	Operating Expenses per Vehicle Revenue Hour
Demand Response	\$2.41	\$54.05
Total	\$2.41	\$54.05

Service Effectiveness

Mode	Operating Expenses per Unlinked Passenger Trip	Unlinked Trips per Vehicle Revenue Mile	Unlinked Trips per Vehicle Revenue Hour
Demand Response	\$36.57	0.1	1.5
Total	\$36.57	0.1	1.5

Operating Expense per Vehicle Revenue Mile: Agency Total



Unlinked Passenger Trips per Vehicle Revenue Mile: Agency Total

