

**General Information**

**Service Consumption**

35,045 Annual Unlinked Trips (UPT)

**Service Supplied**

117,198 Annual Vehicle Revenue Miles (VRM)  
 11,360 Annual Vehicle Revenue Hours (VRH)

**Summary of Operating Expenses (OE)**

\$763,222 Total Operating Expenses

**Database Information**

NTDID: 5R05-50415  
 Reporter Type: Rural General Public Transit  
 Asset Type: Tier II  
 Sponsor NTDID: 5R05

**Assets**

Revenue Vehicles 10  
 Service Vehicles -  
 Facilities 1

**Financial Information**

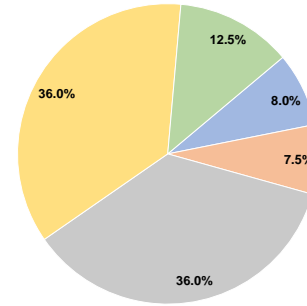
**Sources of Operating Funds Expended**

Fare Revenues	\$60,877	8.0%
Local Funds	\$56,997	7.5%
State Funds	\$274,942	36.0%
Federal Assistance	\$275,097	36.0%
Other Funds	\$95,309	12.5%
<b>Total Operating Funds Expended</b>	<b>\$763,222</b>	<b>100.0%</b>

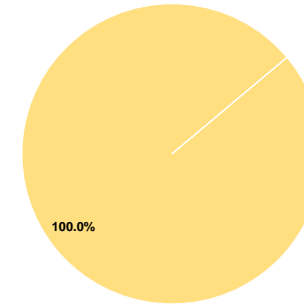
**Sources of Capital Funds Expended**

Fare Revenues	\$0	0.0%
Local Funds	\$0	0.0%
State Funds	\$0	0.0%
Federal Assistance	\$3,600	100.0%
Other Funds	\$0	0.0%
<b>Total Capital Funds Expended</b>	<b>\$3,600</b>	<b>100.0%</b>

**Operating Funding Sources**



**Capital Funding Sources**



**Performance Measure Targets - 2021**

Performance Measure - Asset Type - Target % not in State of Good Repair  
 Equipment - Automobiles - 30%  
 Equipment - Trucks and other Rubber Tire Vehicles - 0%  
 Facility - Administrative / Maintenance Facilities - 30%  
 Facility - Passenger / Parking Facilities - 0%  
 Rolling Stock - AO - Automobile - 30%  
 Rolling Stock - BU - Bus - 21%  
 Rolling Stock - CU - Cutaway - 2%  
 Rolling Stock - MV - Minivan - 10%  
 Rolling Stock - SV - Sports Utility Vehicle - 30%  
 Rolling Stock - VN - Van - 10%

**Modal Characteristics**

**Operation Characteristics**

**Vehicles Operated at Maximum Service**

Mode	Directly Operated	Purchased Transportation	Operating Expenses	Fare Revenues	Uses of Capital Funds	Annual Unlinked Trips	Annual Vehicle Revenue Miles	Annual Vehicle Revenue Hours
Demand Response	7	-	\$763,222	\$60,877	\$3,600	35,045	117,198	11,360
<b>Total</b>	<b>7</b>	<b>-</b>	<b>\$763,222</b>	<b>\$60,877</b>	<b>\$3,600</b>	<b>35,045</b>	<b>117,198</b>	<b>11,360</b>

**Performance Measures**

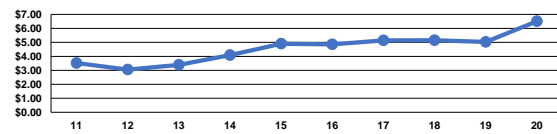
**Service Efficiency**

Mode	Operating Expenses per Vehicle Revenue Mile	Operating Expenses per Vehicle Revenue Hour
Demand Response	\$6.51	\$67.19
<b>Total</b>	<b>\$6.51</b>	<b>\$67.19</b>

**Service Effectiveness**

Mode	Operating Expenses per Unlinked Passenger Trip	Unlinked Trips per Vehicle Revenue Mile	Unlinked Trips per Vehicle Revenue Hour
Demand Response	\$21.78	0.3	3.1
<b>Total</b>	<b>\$21.78</b>	<b>0.3</b>	<b>3.1</b>

Operating Expense per Vehicle Revenue Mile: Agency Total



Unlinked Passenger Trips per Vehicle Revenue Mile: Agency Total

