

**General Information**

**Service Consumption**

69,970 Annual Unlinked Trips (UPT)

**Service Supplied**

296,910 Annual Vehicle Revenue Miles (VRM)  
 19,475 Annual Vehicle Revenue Hours (VRH)

**Summary of Operating Expenses (OE)**

\$578,709 Total Operating Expenses

**Database Information**

NTDID: 5R06-50418  
 Reporter Type: Rural General Public Transit  
 Asset Type: Tier II  
 Sponsor NTDID: 5R06

**Assets**

Revenue Vehicles 6  
 Service Vehicles -  
 Facilities -

**Financial Information**

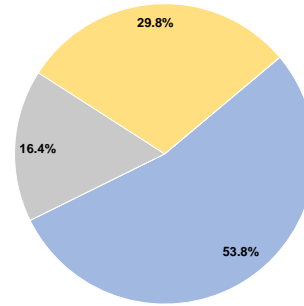
**Sources of Operating Funds Expended**

Fare Revenues	\$311,405	53.8%
Local Funds	\$0	0.0%
State Funds	\$94,824	16.4%
Federal Assistance	\$172,480	29.8%
Other Funds	\$0	0.0%
<b>Total Operating Funds Expended</b>	<b>\$578,709</b>	<b>100.0%</b>

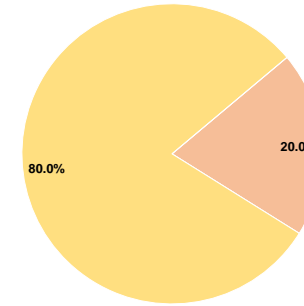
**Sources of Capital Funds Expended**

Fare Revenues	\$0	0.0%
Local Funds	\$7,235	20.0%
State Funds	\$0	0.0%
Federal Assistance	\$28,941	80.0%
Other Funds	\$0	0.0%
<b>Total Capital Funds Expended</b>	<b>\$36,176</b>	<b>100.0%</b>

**Operating Funding Sources**



**Capital Funding Sources**



**Performance Measure Targets - 2021**

Performance Measure - Asset Type - Target % not in State of Good Repair  
 Equipment - Automobiles - 33%  
 Equipment - Trucks and other Rubber Tire Vehicles - 29%  
 Facility - Administrative / Maintenance Facilities - 10%  
 Facility - Passenger / Parking Facilities - 10%  
 Rolling Stock - AO - Automobile - 77%  
 Rolling Stock - BU - Bus - 44%  
 Rolling Stock - CU - Cutaway - 47%  
 Rolling Stock - MV - Minivan - 51%  
 Rolling Stock - SB - School Bus - 0%  
 Rolling Stock - VN - Van - 27%

**Modal Characteristics**

**Operation Characteristics**

**Vehicles Operated at Maximum Service**

Mode	Directly Operated	Purchased Transportation	Operating Expenses	Fare Revenues	Uses of Capital Funds	Annual Unlinked Trips	Annual Vehicle Revenue Miles	Annual Vehicle Revenue Hours
Demand Response	-	5	\$578,709	\$311,405	\$36,176	69,970	296,910	19,475
<b>Total</b>	<b>-</b>	<b>5</b>	<b>\$578,709</b>	<b>\$311,405</b>	<b>\$36,176</b>	<b>69,970</b>	<b>296,910</b>	<b>19,475</b>

**Performance Measures**

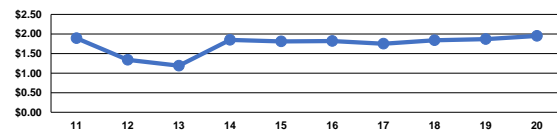
**Service Efficiency**

Mode	Operating Expenses per Vehicle Revenue Mile	Operating Expenses per Vehicle Revenue Hour
Demand Response	\$1.95	\$29.72
<b>Total</b>	<b>\$1.95</b>	<b>\$29.72</b>

**Service Effectiveness**

Mode	Operating Expenses per Unlinked Passenger Trip	Unlinked Trips per Vehicle Revenue Mile	Unlinked Trips per Vehicle Revenue Hour
Demand Response	\$8.27	0.2	3.6
<b>Total</b>	<b>\$8.27</b>	<b>0.2</b>	<b>3.6</b>

Operating Expense per Vehicle Revenue Mile: Agency Total



Unlinked Passenger Trips per Vehicle Revenue Mile: Agency Total

