

General Information

Federally Recognized Tribal Statistical Areas

Citizen Potawatomi Nation-Absentee Shawnee OTSA, OK

Service Consumption

14,537 Annual Unlinked Trips (UPT)

Service Supplied

118,996 Annual Vehicle Revenue Miles (VRM)

11,878 Annual Vehicle Revenue Hours (VRH)

Database Information

NTDID: 60004

Reporter Type: Tribal Reporter

Tier II

Asset Type:

Sponsor NTDID:

Financial Information

Sources of Operating Funds Expended

Fare Revenues	\$0	0.0%
Local Funds	\$0	0.0%
State Funds	\$0	0.0%
Federal Assistance	\$476,381	100.0%
Other Funds	\$0	0.0%
Total Operating Funds Expended	\$476,381	100.0%

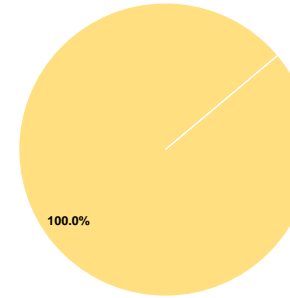
Sources of Capital Funds Expended

Fare Revenues	\$0	0.0%
Local Funds	\$0	0.0%
State Funds	\$0	0.0%
Federal Assistance	\$41,393	100.0%
Other Funds	\$0	0.0%
Total Capital Funds Expended	\$41,393	100.0%

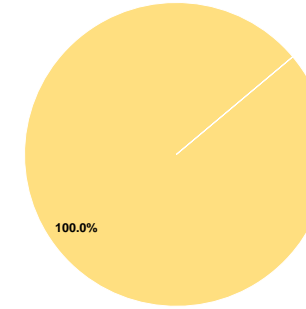
Assets

Revenue Vehicles	8
Service Vehicles	0
Facilities	0

Operating Funding Sources



Capital Funding Sources



Performance Measure Targets - 2021

Performance Measure - Asset Type - Target % not in State of Good Repair
 Rolling Stock - CU - Cutaway - 0%
 Rolling Stock - MV - Minivan - 30%

Modal Characteristics

Operation Characteristics

Vehicles Operated at Maximum Service

Mode	Directly Operated	Purchased Transportation	Operating Expenses	Fare Revenues	Uses of Capital Funds	Annual Unlinked Trips	Annual Vehicle Revenue Miles	Annual Vehicle Revenue Hours	Average Fleet Age in Years ^a
Demand Response	7	-	\$476,381	\$0	\$41,393	14,537	118,996	11,878	3.9
Total	7	-	\$476,381	\$0	\$41,393	14,537	118,996	11,878	

Performance Measures

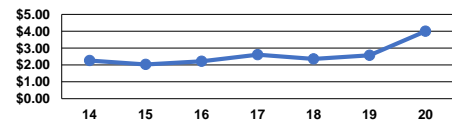
Service Efficiency

Mode	Operating Expenses per Vehicle Revenue Mile	Operating Expenses per Vehicle Revenue Hour
Demand Response	\$4.00	\$40.11
Total	\$4.00	\$40.11

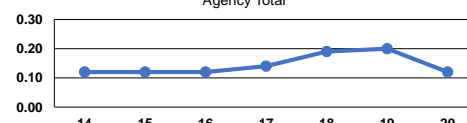
Service Effectiveness

Mode	Operating Expenses per Unlinked Passenger Trip	Unlinked Trips per Vehicle Revenue Mile	Unlinked Trips per Vehicle Revenue Hour
Demand Response	\$32.77	0.1	1.2
Total	\$32.77	0.1	1.2

Operating Expense per Vehicle Revenue Mile: Agency Total



Unlinked Passenger Trips per Vehicle Revenue Mile: Agency Total



Notes:

^aDemand Response - Taxi (DT) and non-dedicated fleets do not report fleet age data.