

General Information

Urbanized Area Statistics - 2010 Census

Albuquerque, NM
 251 Square Miles
 741,318 Population
 56 Pop. Rank out of 498 UZAs
Other UZAs Served
 0 New Mexico Non-UZA

Service Consumption

29,490,558 Annual Passenger Miles (PMT)
 7,845,695 Annual Unlinked Trips (UPT)
 30,294 Average Weekday Unlinked Trips
 18,294 Average Saturday Unlinked Trips
 10,776 Average Sunday Unlinked Trips

Database Information

NTDID: 60019
 Reporter Type: Full Reporter
 Asset Type: Tier 1 (Fixed Route VOMS)
 Sponsor NTDID:

Service Area Statistics

235 Square Miles
 661,629 Population

Service Supplied

6,730,755 Annual Vehicle Revenue Miles (VRM)
 470,493 Annual Vehicle Revenue Hours (VRH)
 209 Vehicles Operated in Maximum Service (VOMS)
 259 Vehicles Available for Maximum Service (VAMS)

Assets

Revenue Vehicles 269
 Service Vehicles 91
 Facilities 35
 Track Miles -
 Lane Miles -

Financial Information

Sources of Operating Funds Expended

Fares and Directly Generated \$3,443,150 6.2%
 Local Funds \$39,508,226 70.6%
 State Funds \$72,433 0.1%
 Federal Assistance \$12,943,276 23.1%

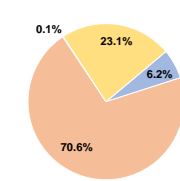
Total Operating Funds Expended \$55,967,085 100.0%

Sources of Capital Funds Expended

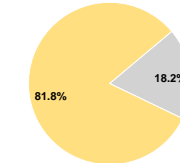
Fares and Directly Generated \$0 0.0%
 Local Funds \$0 0.0%
 State Funds \$5,553,944 18.2%
 Federal Assistance \$24,894,647 81.8%

Total Capital Funds Expended \$30,448,591 100.0%

Operating Funding Sources



Capital Funding Sources



Summary of Operating Expenses (OE)

Labor \$38,488,962 68.8%
 Materials and Supplies \$11,063,989 19.8%
 Purchased Transportation \$0 0.0%
 Other Operating Expenses \$6,414,134 11.5%
 Total Operating Expenses \$55,967,085 100.0%
 Reconciling OE Cash Expenditures \$0
 Purchased Transportation (Reported Separately) \$0

Modal Characteristics

Modal Overview

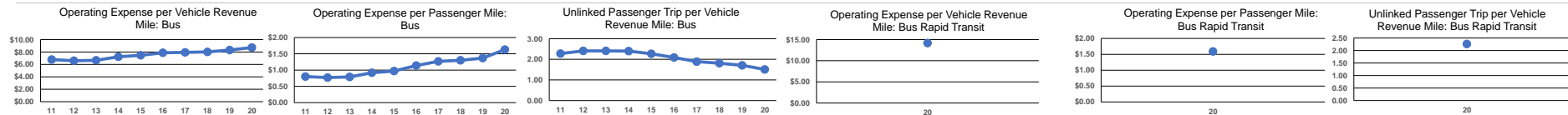
Mode	Vehicles Operated in Maximum Service		Uses of Capital Funds					Total
	Directly Operated	Purchased Transportation	Revenue Vehicles	Systems and Guideways	Facilities and Stations	Other		
Demand Response	62	-	\$0	\$0	\$0	\$0	\$0	
Bus	131	-	\$9,314,869	\$718,005	\$2,477,840	\$417,078	\$12,927,792	
Bus Rapid Transit	16	-	\$13,698,605	\$3,822,194	\$0	\$0	\$17,520,799	
Total	209	-	\$23,013,474	\$4,540,199	\$2,477,840	\$417,078	\$30,448,591	

Operation Characteristics

Mode	Operating Expenses	Fare Revenues	Uses of Capital Funds	Annual Passenger Miles	Annual Unlinked Trips	Annual Vehicle Revenue Miles	Annual Vehicle Revenue Hours	Fixed Guideway Directional Route Miles	Vehicles Available for Maximum Service	Vehicles Operated in Maximum Service	Percent Spare Vehicles	Average Fleet Age in Years ^a
Demand Response	\$11,431,071	\$292,956	\$0	2,110,778	196,386	1,858,025	101,824	0.0	84	62	35.5%	3.0
Bus	\$39,368,025	\$2,464,623	\$12,927,792	24,138,025	6,824,435	4,508,056	339,075	0.0	155	131	18.3%	9.1
Bus Rapid Transit	\$5,167,989	\$129,450	\$17,520,799	3,241,755	824,874	364,674	29,594	32.6	20	16	25.0%	0.7
Total	\$55,967,085	\$2,887,029	\$30,448,591	29,490,558	7,845,695	6,730,755	470,493	32.6	259	209	19.3%	

Performance Measures

Mode	Service Efficiency		Service Effectiveness			
	Operating Expenses per Vehicle Revenue Mile	Operating Expenses per Vehicle Revenue Hour	Operating Expenses per Passenger Mile	Operating Expenses per Unlinked Passenger Trip	Unlinked Trips per Vehicle Revenue Mile	Unlinked Trips per Vehicle Revenue Hour
Demand Response	\$6.15	\$112.26	\$5.42	\$58.21	0.1	1.9
Bus	\$8.73	\$116.10	\$1.63	\$5.77	1.5	20.1
Bus Rapid Transit	\$14.17	\$174.63	\$1.59	\$6.27	2.3	27.9
Total	\$8.32	\$118.95	\$1.90	\$7.13	1.2	16.7



Notes:
^aDemand Response - Taxi (DT) and non-dedicated fleets do not report fleet age data.

Performance Measure Targets - 2021

Performance Measure - Asset Type - Target % not in State of Good Repair
 Equipment - Automobiles - 74%
 Equipment - Trucks and other Rubber Tire Vehicles - 79%
 Facility - Administrative / Maintenance Facilities - 0%
 Facility - Passenger / Parking Facilities - 0%
 Rolling Stock - AB - Articulated Bus - 0%
 Rolling Stock - BU - Bus - 39%
 Rolling Stock - CU - Cutaway - 0%