

General Information

Federally Recognized Tribal Statistical Areas
 Zuni Reservation and Off-Reservation Trust Land, NM-AZ

Service Consumption
 18,947 Annual Unlinked Trips (UPT)

Service Supplied
 60,045 Annual Vehicle Revenue Miles (VRM)
 2,672 Annual Vehicle Revenue Hours (VRH)

Database Information
 NTDID: 66242
 Reporter Type: Tribal Reporter

Asset Type: Tier II
 Sponsor NTDID: 6R03

Financial Information

Sources of Operating Funds Expended

Fare Revenues	\$4,083	1.0%
Local Funds	\$0	0.0%
State Funds	\$0	0.0%
Federal Assistance	\$410,351	99.0%
Other Funds	\$0	0.0%
Total Operating Funds Expended	\$414,434	100.0%

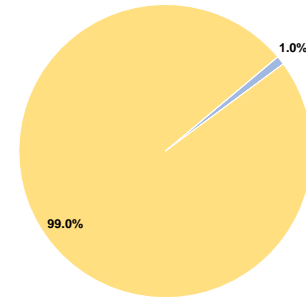
Sources of Capital Funds Expended

Fare Revenues	\$0	0.0%
Local Funds	\$0	0.0%
State Funds	\$0	0.0%
Federal Assistance	\$130,000	100.0%
Other Funds	\$0	0.0%
Total Capital Funds Expended	\$130,000	100.0%

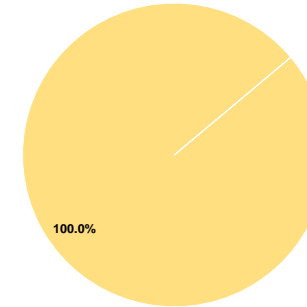
Assets

Revenue Vehicles	7
Service Vehicles	0
Facilities	0

Operating Funding Sources



Capital Funding Sources



Performance Measure Targets - 2021

- Performance Measure - Asset Type - Target % not in State of Good Repair
- Equipment - Automobiles - 20%
- Equipment - Trucks and other Rubber Tire Vehicles - 20%
- Facility - Administrative / Maintenance Facilities - 20%
- Facility - Passenger / Parking Facilities - 20%
- Rolling Stock - BU - Bus - 20%
- Rolling Stock - CU - Cutaway - 20%
- Rolling Stock - MV - Minivan - 20%
- Rolling Stock - SB - School Bus - 20%
- Rolling Stock - VN - Van - 20%

Modal Characteristics

Operation Characteristics

Vehicles Operated at Maximum Service

Mode	Directly Operated	Purchased Transportation	Operating Expenses	Fare Revenues	Uses of Capital Funds	Annual Unlinked Trips	Annual Vehicle Revenue Miles	Annual Vehicle Revenue Hours	Average Fleet Age in Years ^a
Bus	3	-	\$414,434	\$4,083	\$130,000	18,947	60,045	2,672	3.6
Total	3	-	\$414,434	\$4,083	\$130,000	18,947	60,045	2,672	

Performance Measures

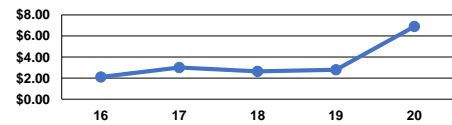
Service Efficiency

Mode	Operating Expenses per Vehicle Revenue Mile	Operating Expenses per Vehicle Revenue Hour
Bus	\$6.90	\$155.10
Total	\$6.90	\$155.10

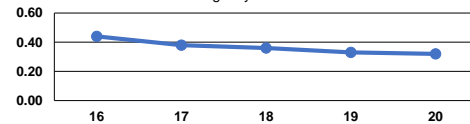
Service Effectiveness

Mode	Operating Expenses per Unlinked Passenger Trip	Unlinked Trips per Vehicle Revenue Mile	Unlinked Trips per Vehicle Revenue Hour
Bus	\$21.87	0.3	7.1
Total	\$21.87	0.3	7.1

Operating Expense per Vehicle Revenue Mile: Agency Total



Unlinked Passenger Trips per Vehicle Revenue Mile: Agency Total



Notes:

^aDemand Response - Taxi (DT) and non-dedicated fleets do not report fleet age data.