

**General Information**

**Service Consumption**

22,031 Annual Unlinked Trips (UPT)

**Service Supplied**

321,212 Annual Vehicle Revenue Miles (VRM)  
15,503 Annual Vehicle Revenue Hours (VRH)

**Summary of Operating Expenses (OE)**

\$619,891 Total Operating Expenses

**Database Information**

NTDID: 6R02-60135  
Reporter Type: Rural General Public Transit  
Asset Type: Tier II  
Sponsor NTDID: 6R02

**Assets**

Revenue Vehicles 14  
Service Vehicles -  
Facilities -

**Financial Information**

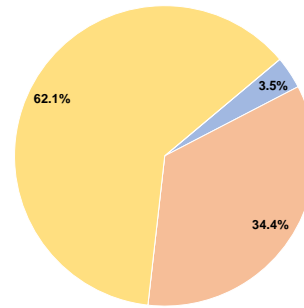
**Sources of Operating Funds Expended**

Fare Revenues	\$21,673	3.5%
Local Funds	\$213,268	34.4%
State Funds	\$0	0.0%
Federal Assistance	\$384,950	62.1%
Other Funds	\$0	0.0%
<b>Total Operating Funds Expended</b>	<b>\$619,891</b>	<b>100.0%</b>

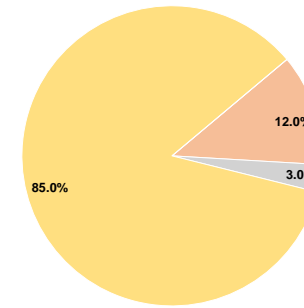
**Sources of Capital Funds Expended**

Fare Revenues	\$0	0.0%
Local Funds	\$14,004	12.0%
State Funds	\$3,433	3.0%
Federal Assistance	\$98,809	85.0%
Other Funds	\$0	0.0%
<b>Total Capital Funds Expended</b>	<b>\$116,246</b>	<b>100.0%</b>

**Operating Funding Sources**



**Capital Funding Sources**



**Performance Measure Targets - 2021**

Performance Measure - Asset Type - Target % not in State of Good Repair  
Facility - Administrative / Maintenance Facilities - 0%  
Rolling Stock - AO - Automobile - 100%  
Rolling Stock - CU - Cutaway - 23%  
Rolling Stock - MV - Minivan - 32%  
Rolling Stock - VN - Van - 73%

**Modal Characteristics**

**Operation Characteristics**

**Vehicles Operated at Maximum Service**

Mode	Directly Operated	Purchased Transportation	Operating Expenses	Fare Revenues	Uses of Capital Funds	Annual Unlinked Trips	Annual Vehicle Revenue Miles	Annual Vehicle Revenue Hours
Demand Response	14	-	\$619,891	\$21,673	\$116,246	22,031	321,212	15,503
<b>Total</b>	<b>14</b>	<b>-</b>	<b>\$619,891</b>	<b>\$21,673</b>	<b>\$116,246</b>	<b>22,031</b>	<b>321,212</b>	<b>15,503</b>

**Performance Measures**

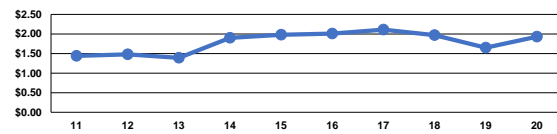
**Service Efficiency**

Mode	Operating Expenses per Vehicle Revenue Mile	Operating Expenses per Vehicle Revenue Hour
Demand Response	\$1.93	\$39.99
<b>Total</b>	<b>\$1.93</b>	<b>\$39.99</b>

**Service Effectiveness**

Mode	Operating Expenses per Unlinked Passenger Trip	Unlinked Trips per Vehicle Revenue Mile	Unlinked Trips per Vehicle Revenue Hour
Demand Response	\$28.14	0.1	1.4
<b>Total</b>	<b>\$28.14</b>	<b>0.1</b>	<b>1.4</b>

Operating Expense per Vehicle Revenue Mile: Agency Total



Unlinked Passenger Trips per Vehicle Revenue Mile: Agency Total

