

**General Information**

**Service Consumption**

24,592 Annual Unlinked Trips (UPT)

**Service Supplied**

152,437 Annual Vehicle Revenue Miles (VRM)  
 8,249 Annual Vehicle Revenue Hours (VRH)

**Summary of Operating Expenses (OE)**

\$417,955 Total Operating Expenses

**Database Information**

NTDID: 6R02-60200  
 Reporter Type: Rural General Public Transit  
 Asset Type: Tier II  
 Sponsor NTDID: 6R02

**Assets**

Revenue Vehicles 18  
 Service Vehicles -  
 Facilities -

**Financial Information**

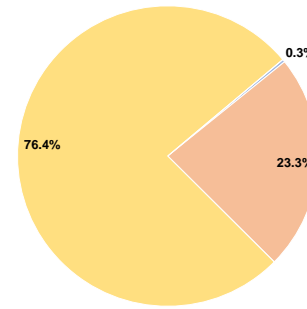
**Sources of Operating Funds Expended**

Fare Revenues	\$1,277	0.3%
Local Funds	\$97,218	23.3%
State Funds	\$0	0.0%
Federal Assistance	\$319,460	76.4%
Other Funds	\$0	0.0%
<b>Total Operating Funds Expended</b>	<b>\$417,955</b>	<b>100.0%</b>

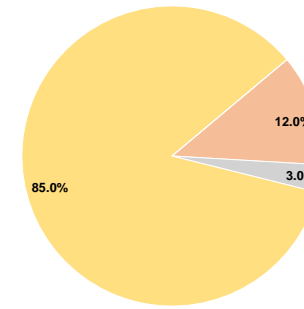
**Sources of Capital Funds Expended**

Fare Revenues	\$0	0.0%
Local Funds	\$7,002	12.0%
State Funds	\$1,716	3.0%
Federal Assistance	\$49,405	85.0%
Other Funds	\$0	0.0%
<b>Total Capital Funds Expended</b>	<b>\$58,123</b>	<b>100.0%</b>

**Operating Funding Sources**



**Capital Funding Sources**



**Performance Measure Targets - 2021**

Performance Measure - Asset Type - Target % not in State of Good Repair  
 Facility - Administrative / Maintenance Facilities - 0%  
 Rolling Stock - AO - Automobile - 100%  
 Rolling Stock - CU - Cutaway - 23%  
 Rolling Stock - MV - Minivan - 32%  
 Rolling Stock - VN - Van - 73%

**Modal Characteristics**

**Operation Characteristics**

**Vehicles Operated at Maximum Service**

Mode	Directly Operated	Purchased Transportation	Operating Expenses	Fare Revenues	Uses of Capital Funds	Annual Unlinked Trips	Annual Vehicle Revenue Miles	Annual Vehicle Revenue Hours
Demand Response	18	-	\$417,955	\$1,277	\$58,123	24,592	152,437	8,249
<b>Total</b>	<b>18</b>	<b>-</b>	<b>\$417,955</b>	<b>\$1,277</b>	<b>\$58,123</b>	<b>24,592</b>	<b>152,437</b>	<b>8,249</b>

**Performance Measures**

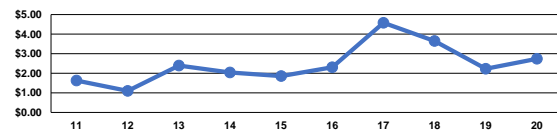
**Service Efficiency**

Mode	Operating Expenses per Vehicle Revenue Mile	Operating Expenses per Vehicle Revenue Hour
Demand Response	\$2.74	\$50.67
<b>Total</b>	<b>\$2.74</b>	<b>\$50.67</b>

**Service Effectiveness**

Mode	Operating Expenses per Unlinked Passenger Trip	Unlinked Trips per Vehicle Revenue Mile	Unlinked Trips per Vehicle Revenue Hour
Demand Response	\$17.00	0.2	3.0
<b>Total</b>	<b>\$17.00</b>	<b>0.2</b>	<b>3.0</b>

Operating Expense per Vehicle Revenue Mile: Agency Total



Unlinked Passenger Trips per Vehicle Revenue Mile: Agency Total

