

General Information

Service Consumption

5,338 Annual Unlinked Trips (UPT)

Service Supplied

58,632 Annual Vehicle Revenue Miles (VRM)
 4,925 Annual Vehicle Revenue Hours (VRH)

Summary of Operating Expenses (OE)

\$180,216 Total Operating Expenses

Database Information

NTDID: 6R02-60211
 Reporter Type: Rural General Public Transit
 Asset Type: Tier II
 Sponsor NTDID: 6R02

Assets

Revenue Vehicles 8
 Service Vehicles -
 Facilities 1

Financial Information

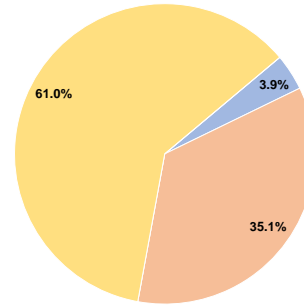
Sources of Operating Funds Expended

Fare Revenues	\$7,039	3.9%
Local Funds	\$63,220	35.1%
State Funds	\$0	0.0%
Federal Assistance	\$109,957	61.0%
Other Funds	\$0	0.0%
Total Operating Funds Expended	\$180,216	100.0%

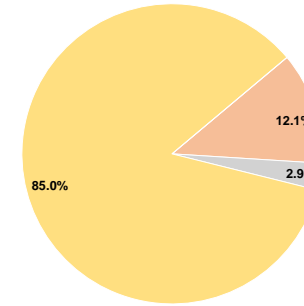
Sources of Capital Funds Expended

Fare Revenues	\$0	0.0%
Local Funds	\$18,870	12.1%
State Funds	\$4,501	2.9%
Federal Assistance	\$132,436	85.0%
Other Funds	\$0	0.0%
Total Capital Funds Expended	\$155,807	100.0%

Operating Funding Sources



Capital Funding Sources



Performance Measure Targets - 2021

Performance Measure - Asset Type - Target % not in State of Good Repair
 Facility - Administrative / Maintenance Facilities - 0%
 Rolling Stock - AO - Automobile - 100%
 Rolling Stock - CU - Cutaway - 23%
 Rolling Stock - MV - Minivan - 32%
 Rolling Stock - VN - Van - 73%

Modal Characteristics

Operation Characteristics

Vehicles Operated at Maximum Service

Mode	Directly Operated	Purchased Transportation	Operating Expenses	Fare Revenues	Uses of Capital Funds	Annual Unlinked Trips	Annual Vehicle Revenue Miles	Annual Vehicle Revenue Hours
Demand Response	8	-	\$180,216	\$7,039	\$155,807	5,338	58,632	4,925
Total	8	-	\$180,216	\$7,039	\$155,807	5,338	58,632	4,925

Performance Measures

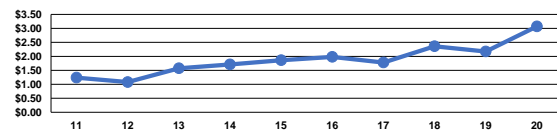
Service Efficiency

Mode	Operating Expenses per Vehicle Revenue Mile	Operating Expenses per Vehicle Revenue Hour
Demand Response	\$3.07	\$36.59
Total	\$3.07	\$36.59

Service Effectiveness

Mode	Operating Expenses per Unlinked Passenger Trip	Unlinked Trips per Vehicle Revenue Mile	Unlinked Trips per Vehicle Revenue Hour
Demand Response	\$33.76	0.1	1.1
Total	\$33.76	0.1	1.1

Operating Expense per Vehicle Revenue Mile: Agency Total



Unlinked Passenger Trips per Vehicle Revenue Mile: Agency Total

