

General Information

Service Consumption

6,821 Annual Unlinked Trips (UPT)

Service Supplied

106,232 Annual Vehicle Revenue Miles (VRM)
6,019 Annual Vehicle Revenue Hours (VRH)

Summary of Operating Expenses (OE)

\$186,789 Total Operating Expenses

Database Information

NTDID: 6R02-66273
Reporter Type: Rural General Public Transit
Asset Type: Tier II
Sponsor NTDID: 6R02

Assets

Revenue Vehicles 7
Service Vehicles -
Facilities -

Financial Information

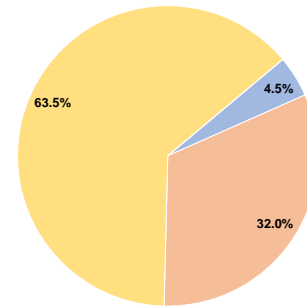
Sources of Operating Funds Expended

Fare Revenues	\$8,336	4.5%
Local Funds	\$59,844	32.0%
State Funds	\$0	0.0%
Federal Assistance	\$118,609	63.5%
Other Funds	\$0	0.0%
Total Operating Funds Expended	\$186,789	100.0%

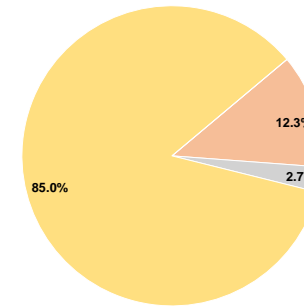
Sources of Capital Funds Expended

Fare Revenues	\$0	0.0%
Local Funds	\$4,866	12.3%
State Funds	\$1,068	2.7%
Federal Assistance	\$33,627	85.0%
Other Funds	\$0	0.0%
Total Capital Funds Expended	\$39,561	100.0%

Operating Funding Sources



Capital Funding Sources



Performance Measure Targets - 2021

Performance Measure - Asset Type - Target % not in State of Good Repair
Facility - Administrative / Maintenance Facilities - 0%
Rolling Stock - AO - Automobile - 100%
Rolling Stock - CU - Cutaway - 23%
Rolling Stock - MV - Minivan - 32%
Rolling Stock - VN - Van - 73%

Modal Characteristics

Operation Characteristics

Vehicles Operated at Maximum Service

Mode	Directly Operated	Purchased Transportation	Operating Expenses	Fare Revenues	Uses of Capital Funds	Annual Unlinked Trips	Annual Vehicle Revenue Miles	Annual Vehicle Revenue Hours
Demand Response	7	-	\$186,789	\$8,336	\$39,561	6,821	106,232	6,019
Total	7	-	\$186,789	\$8,336	\$39,561	6,821	106,232	6,019

Performance Measures

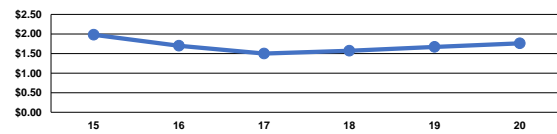
Service Efficiency

Mode	Operating Expenses per Vehicle Revenue Mile	Operating Expenses per Vehicle Revenue Hour
Demand Response	\$1.76	\$31.03
Total	\$1.76	\$31.03

Service Effectiveness

Mode	Operating Expenses per Unlinked Passenger Trip	Unlinked Trips per Vehicle Revenue Mile	Unlinked Trips per Vehicle Revenue Hour
Demand Response	\$27.38	0.1	1.1
Total	\$27.38	0.1	1.1

Operating Expense per Vehicle Revenue Mile: Agency Total



Unlinked Passenger Trips per Vehicle Revenue Mile: Agency Total

