

**General Information**

**Federally Recognized Tribal Statistical Areas**

Sac and Fox Nation Reservation and Off-Reservation Trust Land, NE--KS

**Service Consumption**

544 Annual Unlinked Trips (UPT)

**Service Supplied**

17,519 Annual Vehicle Revenue Miles (VRM)  
662 Annual Vehicle Revenue Hours (VRH)

**Database Information**

NTDID: 70273

Reporter Type: Tribal Reporter

Tier II

Asset Type:

Sponsor NTDID:

**Financial Information**

**Sources of Operating Funds Expended**

Fare Revenues	\$3,890	5.3%
Local Funds	\$0	0.0%
State Funds	\$0	0.0%
Federal Assistance	\$69,628	94.7%
Other Funds	\$0	0.0%
<b>Total Operating Funds Expended</b>	<b>\$73,518</b>	<b>100.0%</b>

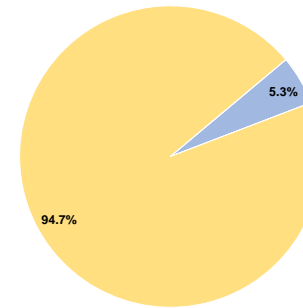
**Sources of Capital Funds Expended**

Fare Revenues	\$0
Local Funds	\$0
State Funds	\$0
Federal Assistance	\$0
Other Funds	\$0
<b>Total Capital Funds Expended</b>	<b>\$0</b>

**Assets**

Revenue Vehicles	2
Service Vehicles	0
Facilities	0

**Operating Funding Sources**



**Performance Measure Targets - 2021**

Performance Measure - Asset Type - Target % not in State of Good Repair  
Rolling Stock - VN - Van - 0%

**Modal Characteristics**

**Operation Characteristics**

**Vehicles Operated at Maximum Service**

Mode	Directly Operated	Purchased Transportation	Operating Expenses	Fare Revenues	Uses of Capital Funds	Annual Unlinked Trips	Annual Vehicle Revenue Miles	Annual Vehicle Revenue Hours	Average Fleet Age in Years <sup>a</sup>
Demand Response	2	-	\$73,518	\$3,890	\$0	544	17,519	662	4.5
<b>Total</b>	<b>2</b>	<b>-</b>	<b>\$73,518</b>	<b>\$3,890</b>	<b>\$0</b>	<b>544</b>	<b>17,519</b>	<b>662</b>	

**Performance Measures**

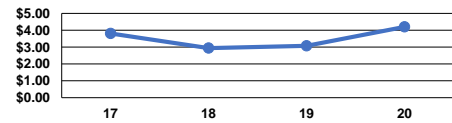
**Service Efficiency**

Mode	Operating Expenses per Vehicle Revenue Mile	Operating Expenses per Vehicle Revenue Hour
Demand Response	\$4.20	\$111.05
<b>Total</b>	<b>\$4.20</b>	<b>\$111.05</b>

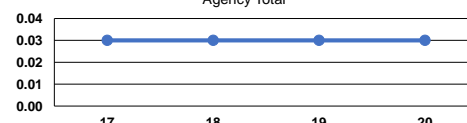
**Service Effectiveness**

Mode	Operating Expenses per Unlinked Passenger Trip	Unlinked Trips per Vehicle Revenue Mile	Unlinked Trips per Vehicle Revenue Hour
Demand Response	\$135.14	0.0	0.8
<b>Total</b>	<b>\$135.14</b>	<b>0.0</b>	<b>0.8</b>

Operating Expense per Vehicle Revenue Mile: Agency Total



Unlinked Passenger Trips per Vehicle Revenue Mile: Agency Total



**Notes:**

<sup>a</sup>Demand Response - Taxi (DT) and non-dedicated fleets do not report fleet age data.