

General Information

Urbanized Area (UZA) Statistics - 2010 Census

Omaha, NE-IA
 271 Square Miles
 725,008 Population
 58 Pop. Rank out of 498 UZAs

Other UZAs Served

0 Nebraska Non-UZA, 145 Lincoln, NE

Service Area Statistics

252 Square Miles
 777,341 Population

Service Consumption

98,246 Annual Unlinked Trips (UPT)

Service Supplied

897,949 Annual Vehicle Revenue Miles (VRM)
 21,090 Annual Vehicle Revenue Hours (VRH)

Database Information

NTDID: 70275
 Reporter Type: Reduced Reporter

Asset Type: Tier II
 Sponsor NTDID:

Financial Information

Sources of Operating Funds Expended

Fare Revenues	\$509,258	68.0%
Local Funds	\$0	0.0%
State Funds	\$0	0.0%
Federal Assistance	\$239,533	32.0%
Other Funds	\$0	0.0%
Total Operating Funds Expended	\$748,791	100.0%

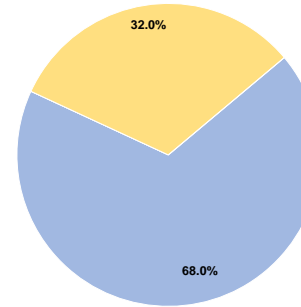
Sources of Capital Funds Expended

Fare Revenues	\$0
Local Funds	\$0
State Funds	\$0
Federal Assistance	\$0
Other Funds	\$0
Total Capital Funds Expended	\$0

Assets

Revenue Vehicles	86
Service Vehicles	0
Facilities	0

Operating Funding Sources



Performance Measure Targets - 2021

Performance Measure - Asset Type - Target % not in State of Good Repair

Modal Characteristics

Operation Characteristics

Vehicles Operated at Maximum Service

Mode	Directly Operated	Purchased Transportation	Operating Expenses	Fare Revenues	Uses of Capital Funds	Annual Unlinked Trips	Annual Vehicle Revenue Miles	Annual Vehicle Revenue Hours	Average Fleet Age in Years ^a
Vanpool	-	48	\$409,914	\$509,258	\$0	98,246	897,949	21,090	0.9
Total	-	48	\$409,914	\$509,258	\$0	98,246	897,949	21,090	

Performance Measures

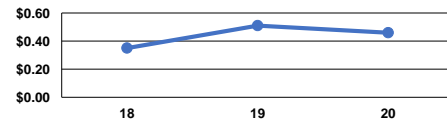
Service Efficiency

Mode	Operating Expenses per Vehicle Revenue Mile	Operating Expenses per Vehicle Revenue Hour
Vanpool	\$0.46	\$19.44
Total	\$0.46	\$19.44

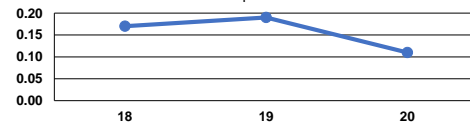
Service Effectiveness

Mode	Operating Expenses per Unlinked Passenger Trip	Unlinked Trips per Vehicle Revenue Mile	Unlinked Trips per Vehicle Revenue Hour
Vanpool	\$4.17	0.1	4.7
Total	\$4.17	0.1	4.7

Operating Expense per Vehicle Revenue Mile: Vanpool



Unlinked Passenger Trips per Vehicle Revenue Mile: Vanpool



Notes:

^aDemand Response - Taxi (DT) and non-dedicated fleets do not report fleet age data.