

**General Information**

**Service Consumption**  
 108,035 Annual Unlinked Trips (UPT)

**Service Supplied**  
 626,119 Annual Vehicle Revenue Miles (VRM)  
 48,180 Annual Vehicle Revenue Hours (VRH)

**Summary of Operating Expenses (OE)**  
 \$3,049,721 Total Operating Expenses

**Database Information**

NTDID: 7R01-70129  
 Reporter Type: Rural General Public Transit  
 Asset Type: Tier II  
 Sponsor NTDID: 7R01

**Assets**

Revenue Vehicles 65  
 Service Vehicles -  
 Facilities -

**Financial Information**

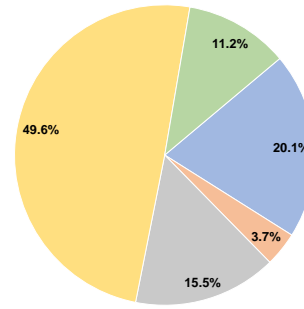
**Sources of Operating Funds Expended**

Fare Revenues	\$611,690	20.1%
Local Funds	\$113,164	3.7%
State Funds	\$471,402	15.5%
Federal Assistance	\$1,511,976	49.6%
Other Funds	\$341,489	11.2%
<b>Total Operating Funds Expended</b>	<b>\$3,049,721</b>	<b>100.0%</b>

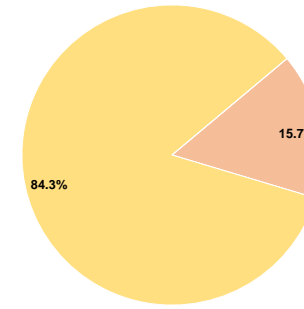
**Sources of Capital Funds Expended**

Fare Revenues	\$0	0.0%
Local Funds	\$189,977	15.7%
State Funds	\$0	0.0%
Federal Assistance	\$1,016,468	84.3%
Other Funds	\$0	0.0%
<b>Total Capital Funds Expended</b>	<b>\$1,206,445</b>	<b>100.0%</b>

**Operating Funding Sources**



**Capital Funding Sources**



**Performance Measure Targets - 2021**

Performance Measure - Asset Type - Target % not in State of Good Repair  
 Equipment - Automobiles - 20%  
 Equipment - Trucks and other Rubber Tire Vehicles - 50%  
 Facility - Administrative / Maintenance Facilities - 0%  
 Rolling Stock - AO - Automobile - 52%  
 Rolling Stock - BR - Over-the-road Bus - 0%  
 Rolling Stock - BU - Bus - 9%  
 Rolling Stock - CU - Cutaway - 43%  
 Rolling Stock - MV - Minivan - 23%  
 Rolling Stock - VN - Van - 55%

**Modal Characteristics**

**Operation Characteristics**

**Vehicles Operated at Maximum Service**

Mode	Directly Operated	Purchased Transportation	Operating Expenses	Fare Revenues	Uses of Capital Funds	Annual Unlinked Trips	Annual Vehicle Revenue Miles	Annual Vehicle Revenue Hours
Demand Response	31	-	\$3,049,721	\$611,690	\$1,206,445	108,035	626,119	48,180
<b>Total</b>	<b>31</b>	<b>-</b>	<b>\$3,049,721</b>	<b>\$611,690</b>	<b>\$1,206,445</b>	<b>108,035</b>	<b>626,119</b>	<b>48,180</b>

**Performance Measures**

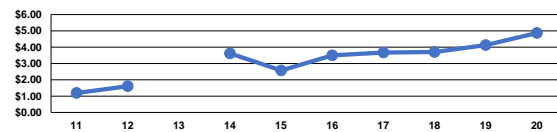
**Service Efficiency**

Mode	Operating Expenses per Vehicle Revenue Mile	Operating Expenses per Vehicle Revenue Hour
Demand Response	\$4.87	\$63.30
<b>Total</b>	<b>\$4.87</b>	<b>\$63.30</b>

**Service Effectiveness**

Mode	Operating Expenses per Unlinked Passenger Trip	Unlinked Trips per Vehicle Revenue Mile	Unlinked Trips per Vehicle Revenue Hour
Demand Response	\$28.23	0.2	2.2
<b>Total</b>	<b>\$28.23</b>	<b>0.2</b>	<b>2.2</b>

Operating Expense per Vehicle Revenue Mile: Agency Total



Unlinked Passenger Trips per Vehicle Revenue Mile: Agency Total

