

**General Information**

**Service Consumption**  
 66,765 Annual Unlinked Trips (UPT)

**Service Supplied**  
 300,392 Annual Vehicle Revenue Miles (VRM)  
 24,714 Annual Vehicle Revenue Hours (VRH)

**Summary of Operating Expenses (OE)**  
 \$1,455,965 Total Operating Expenses

**Database Information**

NTDID: 7R01-70136  
 Reporter Type: Rural General Public Transit  
 Asset Type: Tier II  
 Sponsor NTDID: 7R01

**Assets**

Revenue Vehicles 37  
 Service Vehicles -  
 Facilities 3

**Financial Information**

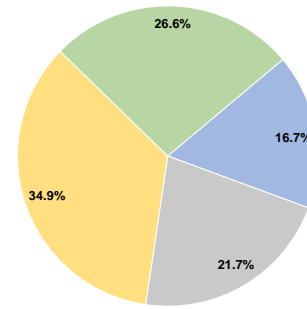
**Sources of Operating Funds Expended**

Fare Revenues	\$243,608	16.7%
Local Funds	\$0	0.0%
State Funds	\$316,373	21.7%
Federal Assistance	\$508,723	34.9%
Other Funds	\$387,261	26.6%
<b>Total Operating Funds Expended</b>	<b>\$1,455,965</b>	<b>100.0%</b>

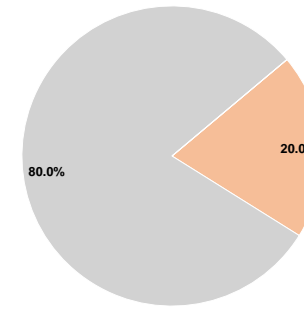
**Sources of Capital Funds Expended**

Fare Revenues	\$0	0.0%
Local Funds	\$82,250	20.0%
State Funds	\$329,000	80.0%
Federal Assistance	\$0	0.0%
Other Funds	\$0	0.0%
<b>Total Capital Funds Expended</b>	<b>\$411,250</b>	<b>100.0%</b>

**Operating Funding Sources**



**Capital Funding Sources**



**Performance Measure Targets - 2021**

Performance Measure - Asset Type - Target % not in State of Good Repair  
 Equipment - Automobiles - 20%  
 Equipment - Trucks and other Rubber Tire Vehicles - 50%  
 Facility - Administrative / Maintenance Facilities - 0%  
 Rolling Stock - AO - Automobile - 52%  
 Rolling Stock - BR - Over-the-road Bus - 0%  
 Rolling Stock - BU - Bus - 9%  
 Rolling Stock - CU - Cutaway - 43%  
 Rolling Stock - MV - Minivan - 23%  
 Rolling Stock - VN - Van - 55%

**Modal Characteristics**

**Operation Characteristics**

**Vehicles Operated at Maximum Service**

Mode	Directly Operated	Purchased Transportation	Operating Expenses	Fare Revenues	Uses of Capital Funds	Annual Unlinked Trips	Annual Vehicle Revenue Miles	Annual Vehicle Revenue Hours
Demand Response	17	-	\$1,455,965	\$243,608	\$411,250	66,765	300,392	24,714
<b>Total</b>	<b>17</b>	<b>-</b>	<b>\$1,455,965</b>	<b>\$243,608</b>	<b>\$411,250</b>	<b>66,765</b>	<b>300,392</b>	<b>24,714</b>

**Performance Measures**

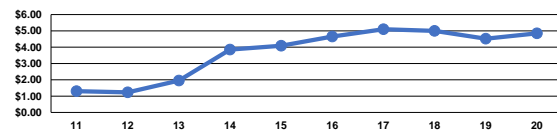
**Service Efficiency**

Mode	Operating Expenses per Vehicle Revenue Mile	Operating Expenses per Vehicle Revenue Hour
Demand Response	\$4.85	\$58.91
<b>Total</b>	<b>\$4.85</b>	<b>\$58.91</b>

**Service Effectiveness**

Mode	Operating Expenses per Unlinked Passenger Trip	Unlinked Trips per Vehicle Revenue Mile	Unlinked Trips per Vehicle Revenue Hour
Demand Response	\$21.81	0.2	2.7
<b>Total</b>	<b>\$21.81</b>	<b>0.2</b>	<b>2.7</b>

Operating Expense per Vehicle Revenue Mile: Agency Total



Unlinked Passenger Trips per Vehicle Revenue Mile: Agency Total

