

**General Information**

**Service Consumption**

225,011 Annual Unlinked Trips (UPT)

**Service Supplied**

875,580 Annual Vehicle Revenue Miles (VRM)  
 67,223 Annual Vehicle Revenue Hours (VRH)

**Summary of Operating Expenses (OE)**

\$3,438,126 Total Operating Expenses

**Database Information**

NTDID: 7R01-70185  
 Reporter Type: Rural General Public Transit  
 Asset Type: Tier II  
 Sponsor NTDID: 7R01

**Assets**

Revenue Vehicles 103  
 Service Vehicles 3  
 Facilities 1

**Financial Information**

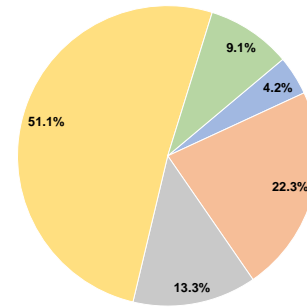
**Sources of Operating Funds Expended**

Fare Revenues	\$145,185	4.2%
Local Funds	\$765,918	22.3%
State Funds	\$458,313	13.3%
Federal Assistance	\$1,755,798	51.1%
Other Funds	\$312,912	9.1%
<b>Total Operating Funds Expended</b>	<b>\$3,438,126</b>	<b>100.0%</b>

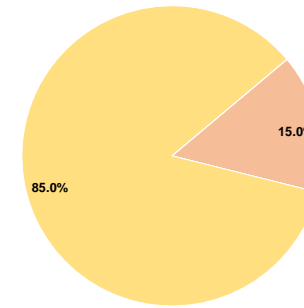
**Sources of Capital Funds Expended**

Fare Revenues	\$0	0.0%
Local Funds	\$313,138	15.0%
State Funds	\$0	0.0%
Federal Assistance	\$1,773,146	85.0%
Other Funds	\$0	0.0%
<b>Total Capital Funds Expended</b>	<b>\$2,086,284</b>	<b>100.0%</b>

**Operating Funding Sources**



**Capital Funding Sources**



**Performance Measure Targets - 2021**

Performance Measure - Asset Type - Target % not in State of Good Repair  
 Equipment - Automobiles - 20%  
 Equipment - Trucks and other Rubber Tire Vehicles - 50%  
 Facility - Administrative / Maintenance Facilities - 0%  
 Rolling Stock - AO - Automobile - 52%  
 Rolling Stock - BR - Over-the-road Bus - 0%  
 Rolling Stock - BU - Bus - 9%  
 Rolling Stock - CU - Cutaway - 43%  
 Rolling Stock - MV - Minivan - 23%  
 Rolling Stock - VN - Van - 55%

**Modal Characteristics**

**Operation Characteristics**

**Vehicles Operated at Maximum Service**

Mode	Directly Operated	Purchased Transportation	Operating Expenses	Fare Revenues	Uses of Capital Funds	Annual Unlinked Trips	Annual Vehicle Revenue Miles	Annual Vehicle Revenue Hours
Demand Response	58	-	\$3,438,126	\$145,185	\$2,086,284	225,011	875,580	67,223
<b>Total</b>	<b>58</b>	<b>-</b>	<b>\$3,438,126</b>	<b>\$145,185</b>	<b>\$2,086,284</b>	<b>225,011</b>	<b>875,580</b>	<b>67,223</b>

**Performance Measures**

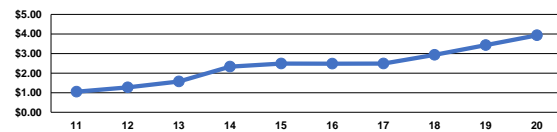
**Service Efficiency**

Mode	Operating Expenses per Vehicle Revenue Mile	Operating Expenses per Vehicle Revenue Hour
Demand Response	\$3.93	\$51.15
<b>Total</b>	<b>\$3.93</b>	<b>\$51.15</b>

**Service Effectiveness**

Mode	Operating Expenses per Unlinked Passenger Trip	Unlinked Trips per Vehicle Revenue Mile	Unlinked Trips per Vehicle Revenue Hour
Demand Response	\$15.28	0.3	3.3
<b>Total</b>	<b>\$15.28</b>	<b>0.3</b>	<b>3.3</b>

Operating Expense per Vehicle Revenue Mile: Agency Total



Unlinked Passenger Trips per Vehicle Revenue Mile: Agency Total

