

**General Information**

**Service Consumption**

92,782 Annual Unlinked Trips (UPT)

**Service Supplied**

355,381 Annual Vehicle Revenue Miles (VRM)  
 44,282 Annual Vehicle Revenue Hours (VRH)

**Summary of Operating Expenses (OE)**

\$1,638,540 Total Operating Expenses

**Database Information**

NTDID: 7R01-70221  
 Reporter Type: Rural General Public Transit  
 Asset Type: Tier II  
 Sponsor NTDID: 7R01

**Assets**

Revenue Vehicles 43  
 Service Vehicles -  
 Facilities -

**Financial Information**

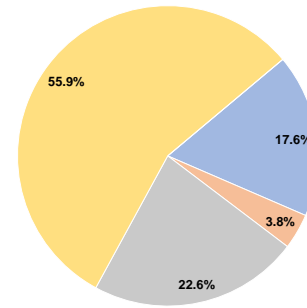
**Sources of Operating Funds Expended**

Fare Revenues	\$288,414	17.6%
Local Funds	\$62,694	3.8%
State Funds	\$370,795	22.6%
Federal Assistance	\$916,637	55.9%
Other Funds	\$0	0.0%
<b>Total Operating Funds Expended</b>	<b>\$1,638,540</b>	<b>100.0%</b>

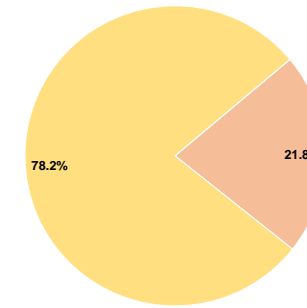
**Sources of Capital Funds Expended**

Fare Revenues	\$0	0.0%
Local Funds	\$49,571	21.8%
State Funds	\$0	0.0%
Federal Assistance	\$177,910	78.2%
Other Funds	\$0	0.0%
<b>Total Capital Funds Expended</b>	<b>\$227,481</b>	<b>100.0%</b>

**Operating Funding Sources**



**Capital Funding Sources**



**Performance Measure Targets - 2021**

Performance Measure - Asset Type - Target % not in State of Good Repair  
 Equipment - Automobiles - 20%  
 Equipment - Trucks and other Rubber Tire Vehicles - 50%  
 Facility - Administrative / Maintenance Facilities - 0%  
 Rolling Stock - AO - Automobile - 52%  
 Rolling Stock - BR - Over-the-road Bus - 0%  
 Rolling Stock - BU - Bus - 9%  
 Rolling Stock - CU - Cutaway - 43%  
 Rolling Stock - MV - Minivan - 23%  
 Rolling Stock - VN - Van - 55%

**Modal Characteristics**

**Operation Characteristics**

**Vehicles Operated at Maximum Service**

Mode	Directly Operated	Purchased Transportation	Operating Expenses	Fare Revenues	Uses of Capital Funds	Annual Unlinked Trips	Annual Vehicle Revenue Miles	Annual Vehicle Revenue Hours
Demand Response	29	-	\$1,638,540	\$288,414	\$227,481	92,782	355,381	44,282
<b>Total</b>	<b>29</b>	<b>-</b>	<b>\$1,638,540</b>	<b>\$288,414</b>	<b>\$227,481</b>	<b>92,782</b>	<b>355,381</b>	<b>44,282</b>

**Performance Measures**

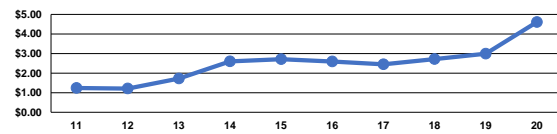
**Service Efficiency**

Mode	Operating Expenses per Vehicle Revenue Mile	Operating Expenses per Vehicle Revenue Hour
Demand Response	\$4.61	\$37.00
<b>Total</b>	<b>\$4.61</b>	<b>\$37.00</b>

**Service Effectiveness**

Mode	Operating Expenses per Unlinked Passenger Trip	Unlinked Trips per Vehicle Revenue Mile	Unlinked Trips per Vehicle Revenue Hour
Demand Response	\$17.66	0.3	2.1
<b>Total</b>	<b>\$17.66</b>	<b>0.3</b>	<b>2.1</b>

Operating Expense per Vehicle Revenue Mile: Agency Total



Unlinked Passenger Trips per Vehicle Revenue Mile: Agency Total

