

**General Information**

**Service Consumption**

3,772 Annual Unlinked Trips (UPT)

**Service Supplied**

61,958 Annual Vehicle Revenue Miles (VRM)  
 2,784 Annual Vehicle Revenue Hours (VRH)

**Summary of Operating Expenses (OE)**

\$117,147 Total Operating Expenses

**Database Information**

NTDID: 7R02-70088  
 Reporter Type: Rural General Public Transit  
 Asset Type: Tier II  
 Sponsor NTDID: 7R02

**Assets**

Revenue Vehicles 4  
 Service Vehicles -  
 Facilities -

**Financial Information**

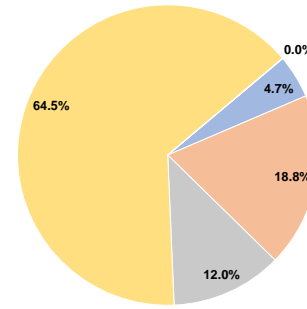
**Sources of Operating Funds Expended**

Fare Revenues	\$5,472	4.7%
Local Funds	\$21,984	18.8%
State Funds	\$14,052	12.0%
Federal Assistance	\$75,589	64.5%
Other Funds	\$50	0.0%
<b>Total Operating Funds Expended</b>	<b>\$117,147</b>	<b>100.0%</b>

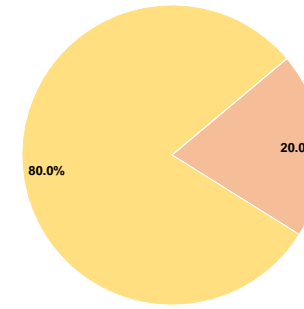
**Sources of Capital Funds Expended**

Fare Revenues	\$0	0.0%
Local Funds	\$13,626	20.0%
State Funds	\$0	0.0%
Federal Assistance	\$54,503	80.0%
Other Funds	\$0	0.0%
<b>Total Capital Funds Expended</b>	<b>\$68,129</b>	<b>100.0%</b>

**Operating Funding Sources**



**Capital Funding Sources**



**Performance Measure Targets - 2021**

Performance Measure - Asset Type - Target % not in State of Good Repair  
 Equipment - Trucks and other Rubber Tire Vehicles - 75%  
 Facility - Administrative / Maintenance Facilities - 25%  
 Rolling Stock - AO - Automobile - 100%  
 Rolling Stock - BU - Bus - 25%  
 Rolling Stock - CU - Cutaway - 25%  
 Rolling Stock - MV - Minivan - 25%  
 Rolling Stock - VN - Van - 25%

**Modal Characteristics**

**Operation Characteristics**

**Vehicles Operated at Maximum Service**

Mode	Directly Operated	Purchased Transportation	Operating Expenses	Fare Revenues	Uses of Capital Funds	Annual Unlinked Trips	Annual Vehicle Revenue Miles	Annual Vehicle Revenue Hours
Demand Response	2	-	\$117,147	\$5,472	\$68,129	3,772	61,958	2,784
<b>Total</b>	<b>2</b>	<b>-</b>	<b>\$117,147</b>	<b>\$5,472</b>	<b>\$68,129</b>	<b>3,772</b>	<b>61,958</b>	<b>2,784</b>

**Performance Measures**

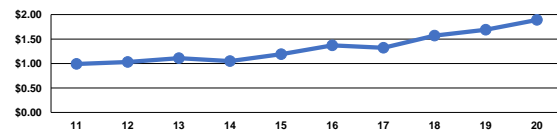
**Service Efficiency**

Mode	Operating Expenses per Vehicle Revenue Mile	Operating Expenses per Vehicle Revenue Hour
Demand Response	\$1.89	\$42.08
<b>Total</b>	<b>\$1.89</b>	<b>\$42.08</b>

**Service Effectiveness**

Mode	Operating Expenses per Unlinked Passenger Trip	Unlinked Trips per Vehicle Revenue Mile	Unlinked Trips per Vehicle Revenue Hour
Demand Response	\$31.06	0.1	1.4
<b>Total</b>	<b>\$31.06</b>	<b>0.1</b>	<b>1.4</b>

Operating Expense per Vehicle Revenue Mile: Agency Total



Unlinked Passenger Trips per Vehicle Revenue Mile: Agency Total

