

**General Information**

**Service Consumption**

8,397 Annual Unlinked Trips (UPT)

**Service Supplied**

82,419 Annual Vehicle Revenue Miles (VRM)  
 3,840 Annual Vehicle Revenue Hours (VRH)

**Summary of Operating Expenses (OE)**

\$250,544 Total Operating Expenses

**Database Information**

NTDID: 7R02-70210  
 Reporter Type: Rural General Public Transit  
 Asset Type: Tier II  
 Sponsor NTDID: 7R02

**Assets**

Revenue Vehicles 4  
 Service Vehicles -  
 Facilities -

**Financial Information**

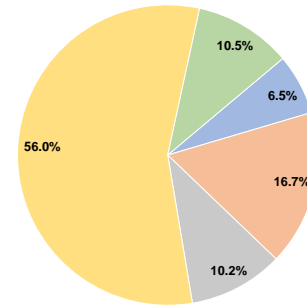
**Sources of Operating Funds Expended**

Fare Revenues	\$16,365	6.5%
Local Funds	\$41,949	16.7%
State Funds	\$25,559	10.2%
Federal Assistance	\$140,418	56.0%
Other Funds	\$26,253	10.5%
<b>Total Operating Funds Expended</b>	<b>\$250,544</b>	<b>100.0%</b>

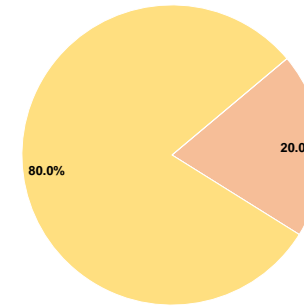
**Sources of Capital Funds Expended**

Fare Revenues	\$0	0.0%
Local Funds	\$8,138	20.0%
State Funds	\$0	0.0%
Federal Assistance	\$32,554	80.0%
Other Funds	\$0	0.0%
<b>Total Capital Funds Expended</b>	<b>\$40,692</b>	<b>100.0%</b>

**Operating Funding Sources**



**Capital Funding Sources**



**Performance Measure Targets - 2021**

Performance Measure - Asset Type - Target % not in State of Good Repair  
 Equipment - Trucks and other Rubber Tire Vehicles - 75%  
 Facility - Administrative / Maintenance Facilities - 25%  
 Rolling Stock - AO - Automobile - 100%  
 Rolling Stock - BU - Bus - 25%  
 Rolling Stock - CU - Cutaway - 25%  
 Rolling Stock - MV - Minivan - 25%  
 Rolling Stock - VN - Van - 25%

**Modal Characteristics**

**Operation Characteristics**

**Vehicles Operated at Maximum Service**

Mode	Directly Operated	Purchased Transportation	Operating Expenses	Fare Revenues	Uses of Capital Funds	Annual Unlinked Trips	Annual Vehicle Revenue Miles	Annual Vehicle Revenue Hours
Demand Response	4	-	\$250,544	\$16,365	\$40,692	8,397	82,419	3,840
<b>Total</b>	<b>4</b>	<b>-</b>	<b>\$250,544</b>	<b>\$16,365</b>	<b>\$40,692</b>	<b>8,397</b>	<b>82,419</b>	<b>3,840</b>

**Performance Measures**

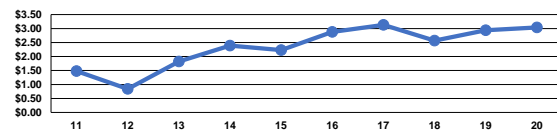
**Service Efficiency**

Mode	Operating Expenses per Vehicle Revenue Mile	Operating Expenses per Vehicle Revenue Hour
Demand Response	\$3.04	\$65.25
<b>Total</b>	<b>\$3.04</b>	<b>\$65.25</b>

**Service Effectiveness**

Mode	Operating Expenses per Unlinked Passenger Trip	Unlinked Trips per Vehicle Revenue Mile	Unlinked Trips per Vehicle Revenue Hour
Demand Response	\$29.84	0.1	2.2
<b>Total</b>	<b>\$29.84</b>	<b>0.1</b>	<b>2.2</b>

Operating Expense per Vehicle Revenue Mile: Agency Total



Unlinked Passenger Trips per Vehicle Revenue Mile: Agency Total

