

**General Information**

**Service Consumption**

7,524 Annual Unlinked Trips (UPT)

**Service Supplied**

181,049 Annual Vehicle Revenue Miles (VRM)  
5,254 Annual Vehicle Revenue Hours (VRH)

**Summary of Operating Expenses (OE)**

\$319,450 Total Operating Expenses

**Database Information**

NTDID: 7R02-70255  
Reporter Type: Rural General Public Transit  
Asset Type: Tier II  
Sponsor NTDID: 7R02

**Assets**

Revenue Vehicles 8  
Service Vehicles -  
Facilities -

**Financial Information**

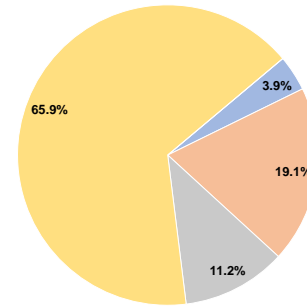
**Sources of Operating Funds Expended**

Fare Revenues	\$12,299	3.9%
Local Funds	\$60,913	19.1%
State Funds	\$35,878	11.2%
Federal Assistance	\$210,360	65.9%
Other Funds	\$0	0.0%
<b>Total Operating Funds Expended</b>	<b>\$319,450</b>	<b>100.0%</b>

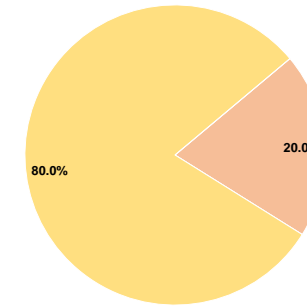
**Sources of Capital Funds Expended**

Fare Revenues	\$0	0.0%
Local Funds	\$8,138	20.0%
State Funds	\$0	0.0%
Federal Assistance	\$32,554	80.0%
Other Funds	\$0	0.0%
<b>Total Capital Funds Expended</b>	<b>\$40,692</b>	<b>100.0%</b>

**Operating Funding Sources**



**Capital Funding Sources**



**Performance Measure Targets - 2021**

Performance Measure - Asset Type - Target % not in State of Good Repair  
Equipment - Trucks and other Rubber Tire Vehicles - 75%  
Facility - Administrative / Maintenance Facilities - 25%  
Rolling Stock - AO - Automobile - 100%  
Rolling Stock - BU - Bus - 25%  
Rolling Stock - CU - Cutaway - 25%  
Rolling Stock - MV - Minivan - 25%  
Rolling Stock - VN - Van - 25%

**Modal Characteristics**

**Operation Characteristics**

**Vehicles Operated at Maximum Service**

Mode	Directly Operated	Purchased Transportation	Operating Expenses	Fare Revenues	Uses of Capital Funds	Annual Unlinked Trips	Annual Vehicle Revenue Miles	Annual Vehicle Revenue Hours
Demand Response	5	-	\$319,450	\$12,299	\$40,692	7,524	181,049	5,254
<b>Total</b>	<b>5</b>	<b>-</b>	<b>\$319,450</b>	<b>\$12,299</b>	<b>\$40,692</b>	<b>7,524</b>	<b>181,049</b>	<b>5,254</b>

**Performance Measures**

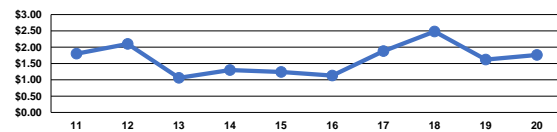
**Service Efficiency**

Mode	Operating Expenses per Vehicle Revenue Mile	Operating Expenses per Vehicle Revenue Hour
Demand Response	\$1.76	\$60.80
<b>Total</b>	<b>\$1.76</b>	<b>\$60.80</b>

**Service Effectiveness**

Mode	Operating Expenses per Unlinked Passenger Trip	Unlinked Trips per Vehicle Revenue Mile	Unlinked Trips per Vehicle Revenue Hour
Demand Response	\$42.46	0.0	1.4
<b>Total</b>	<b>\$42.46</b>	<b>0.0</b>	<b>1.4</b>

Operating Expense per Vehicle Revenue Mile: Agency Total



Unlinked Passenger Trips per Vehicle Revenue Mile: Agency Total

